



# R&D Meeting

December 9, 2015

Sumitomo Dainippon Pharma Co., Ltd.

# Today's Agenda

## ◆ Quest for Further Innovation

**Hiroshi Noguchi, Ph.D.**

Representative Director, Senior Executive Vice President, Chief Scientific Officer

## ◆ Development products topics

**Nobuyuki Hara, Ph.D.**

Executive Officer, Deputy Executive Director, Drug Development

✓ **Obeticholic acid (Nonalcoholic steatohepatitis (NASH))**

**Phase II study results**

✓ **Ranirestat (Diabetic neuropathy)**

**Phase III study results**

✓ **Lurasidone hydrochloride (Schizophrenia) Phase III study plan**

## ◆ Oncology

**Chiang J. Li, MD, FACP**

Executive Officer, Head of Global Oncology for Sumitomo Dainippon Pharma Group  
President, Chief Executive Officer and Chief Medical Officer, Boston Biomedical, Inc.

# *Quest for Further Innovation*

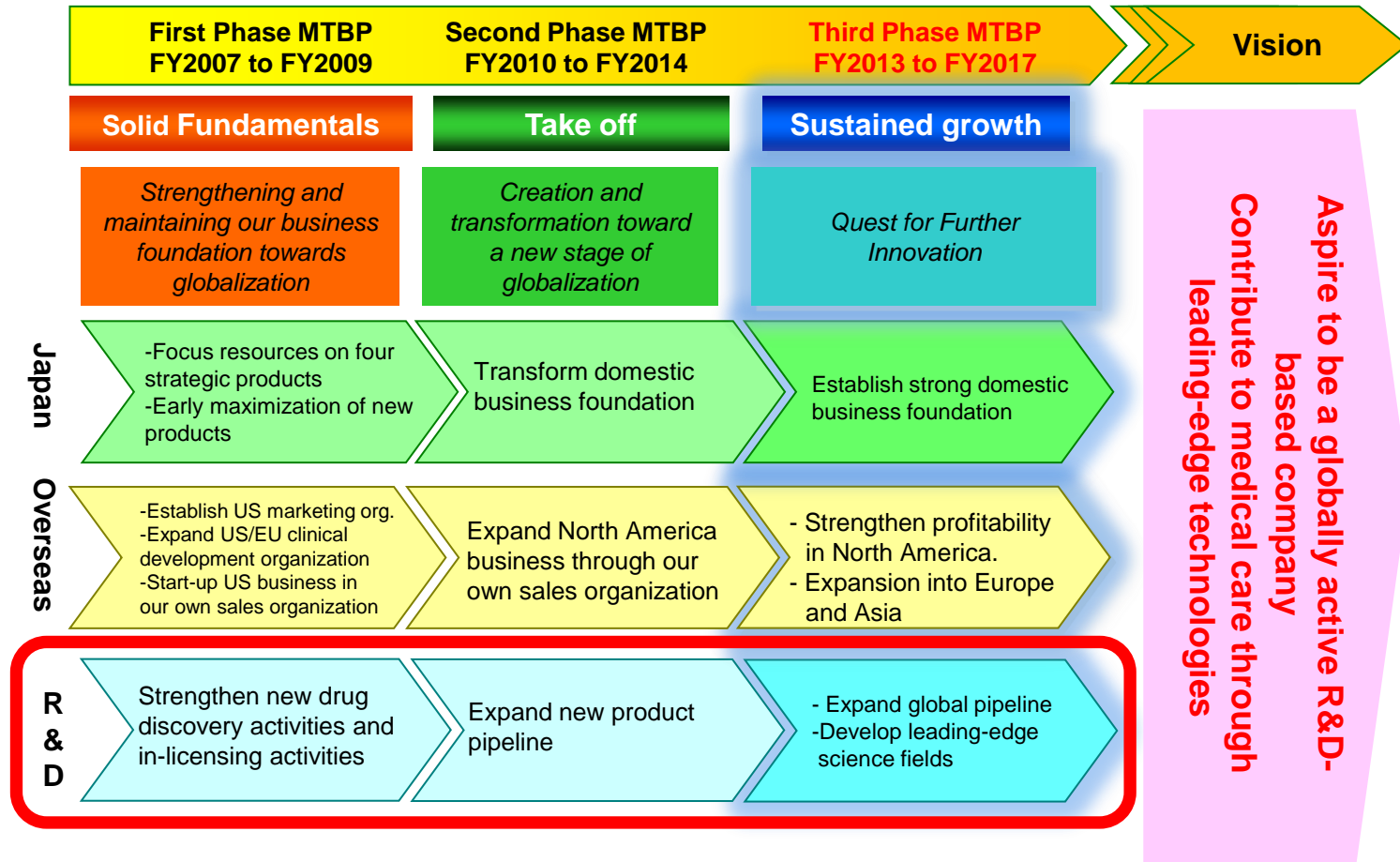
**Hiroshi Noguchi, Ph.D.**

Representative Director,  
Senior Executive Vice President  
Chief Scientific Officer

Executive Director, Drug Research; Global R&D Office;  
Global Oncology Office

# Vision

- Aim to global, R&D-based company
- Venture into leading-edge Science and Technology



# R&D: Accomplishments in the past 10 years

- **Own development of LATUDA in the U.S.**

Acquisition of Sepracor ('09), LATUDA approved ('10)

Enhanced capacities for clinical studies and regulatory science

- **R&D strategy redefined to take the U.S. market in consideration: Entry into Oncology Area**

In-licensing of BBI608 ('11) and Acquisition of Boston Biomedical, Inc. ('12)

- **Focus on innovative drugs**

R&D organizations and management restructured

In-licensing team realigned

# R&D Strategy-1: Basic Approach

## Discover first-in-class drugs or drugs that can make the difference

Innovative Drug Discovery Laboratories has been created

Take on the challenge of unmet medical needs; “from point to plane” (from one rare disease solution to broader indication additions)

Implant and nurture a new R&D culture and mindset; a new human resource management scheme

- **Early POC demonstration and prompt application for late-stage development**

Focus on Killer Experiments (minimum required experiments and tests to move on to the next R&D stage)

Enhance the success ratio of late-stage development products

- **Focus on priority areas and venturing into new areas**

Adopt business unit structure (oncology area and regenerative/cell therapy area)

- **Strategies according to the development stage**

Early-stage: focus on innovation, individual strengths, from out to in

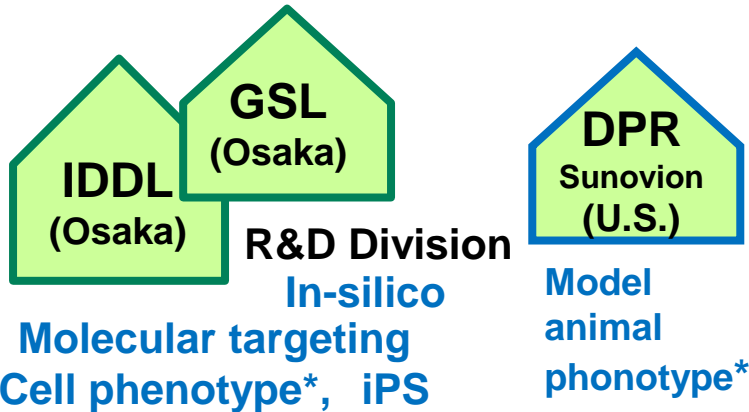
Late-stage: team strength, collaboration

# R&D Strategy-2: Early-stage drug discovery

## ● Build up “autonomous” units

- ✓ Innovative Drug Discovery Laboratories: Concentrate on “**Delivering 1 from 0**”
- ✓ Multiple arrows: multiple units compete with respective strengths
- ✓ Venture capital-like management
- ✓ **Hub** (Osaka) & **Spoke** (Units in Japan and abroad)

### Psychiatry & Neurology/Specialties



### Oncology



### Regenerative medicine/ Cell therapy

IDDL: Innovative Drug Discovery Laboratories  
GSL: Genomic Science Laboratories  
DPR: Discovery & Preclinical Research  
DCI: DSP Cancer Institute  
BBI: Boston Biomedical, Inc.  
DSK: Sumitomo Dainippon-Kyoto University Joint Project  
RACMO: Regenerative & Cellular Medicine Office

## ● Pursue originality (make use of original technologies)

- ✓ In-silico drug discovery, iPS drug discovery, nucleic acid medicine (aiRNA)
- ✓ Introduce most leading-edge Science and Technology (mitochondria drug discovery, cerebral DDS, etc.)

\* A drug discovery strategy to use phenotype as screening index

# R&D Strategy-3:

## Late-stage drug discovery and clinical studies

### ● Show team strength through collaboration, seek speed and quality

- ✓ Collaboration among drug discovery, clinical studies, CMC as well as among division headquarters
- ✓ Collaboration with Sunovion Pharmaceuticals Inc. and Boston Biomedical, Inc. Established of development integrated organization GCD (Global Clinical Development)
- ✓ Develop products efficiently and quickly
- ✓ Improve thematic quality by portfolio management

### ● Intensify translational research (TR) approaches

- ✓ Make use of non-human primates (NHP)
- ✓ Translational research using EEG (brain waves), PET and other non-invasive methods
- ✓ Promote biomarker research with clinical samples

### ● Use novel techniques

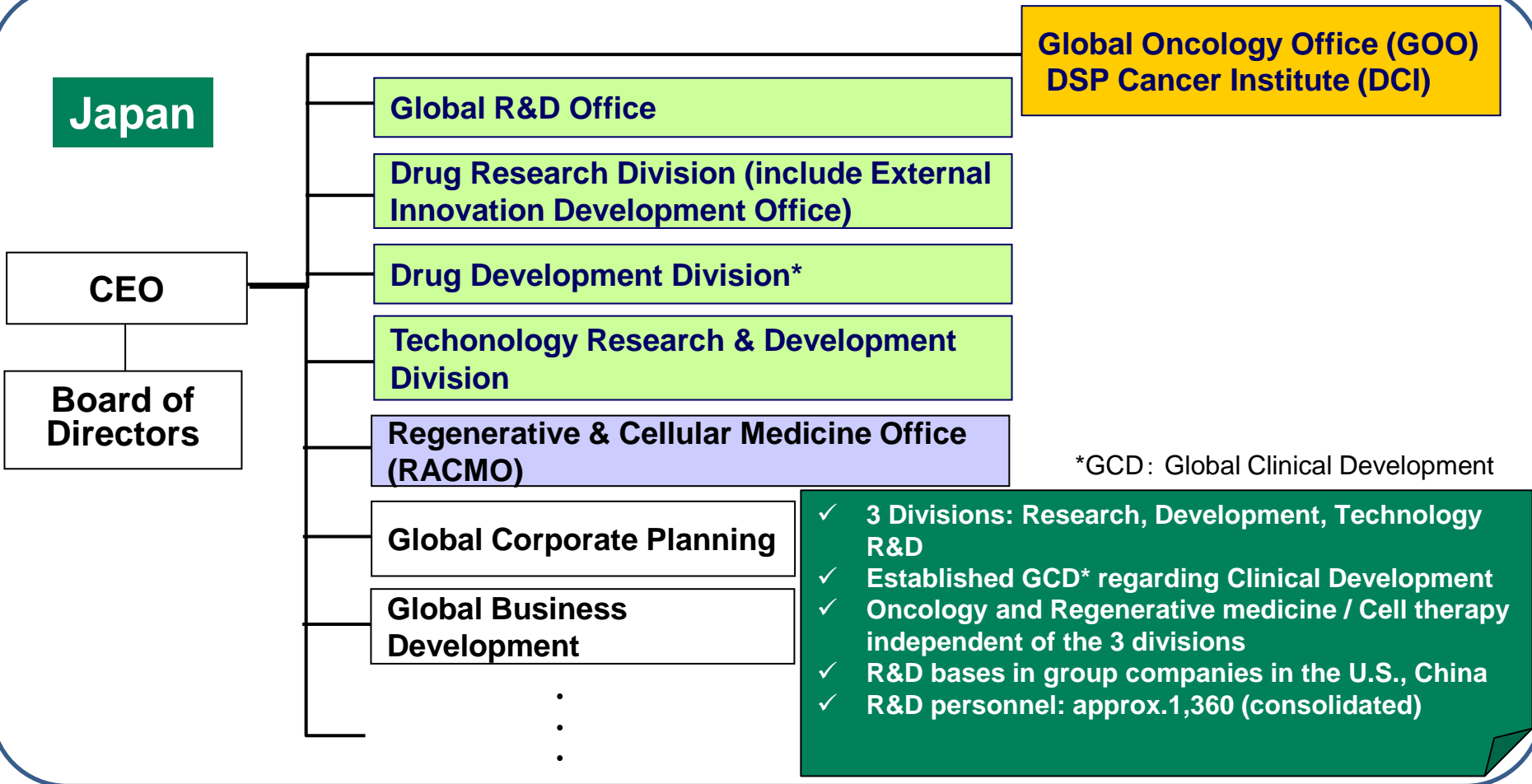
- ✓ Get pharmacologic/pharmacodynamics signals by f-MRI (functional MRI) (non-clinical and clinical)
- ✓ Improve success ratio by pharmacokinetic/pharmacodynamics modelling and simulation

### ● Re-positioning & PLCM



# R&D organization

## Japan



## Overseas

Sunovion Pharmaceuticals Inc.  
(Research·Development\*·CMC)

Boston Biomedical, Inc.  
(R&D&CMC in the Oncology area)

Sumitomo Pharmaceuticals (Suzhou)  
Co., Ltd (Development)

# Area strategy and R&D investment strategy

## Priorities: Innovation, Competition, Market, Growth potential

- **Take on the challenge to unmet medical needs**

From point to plane

- **Timespan**

Needs of the time  
Rapid advance of  
Science and Technology

- **Own strengths**

Past accomplishments &  
experiences

- **Toward the future**

High-growth areas

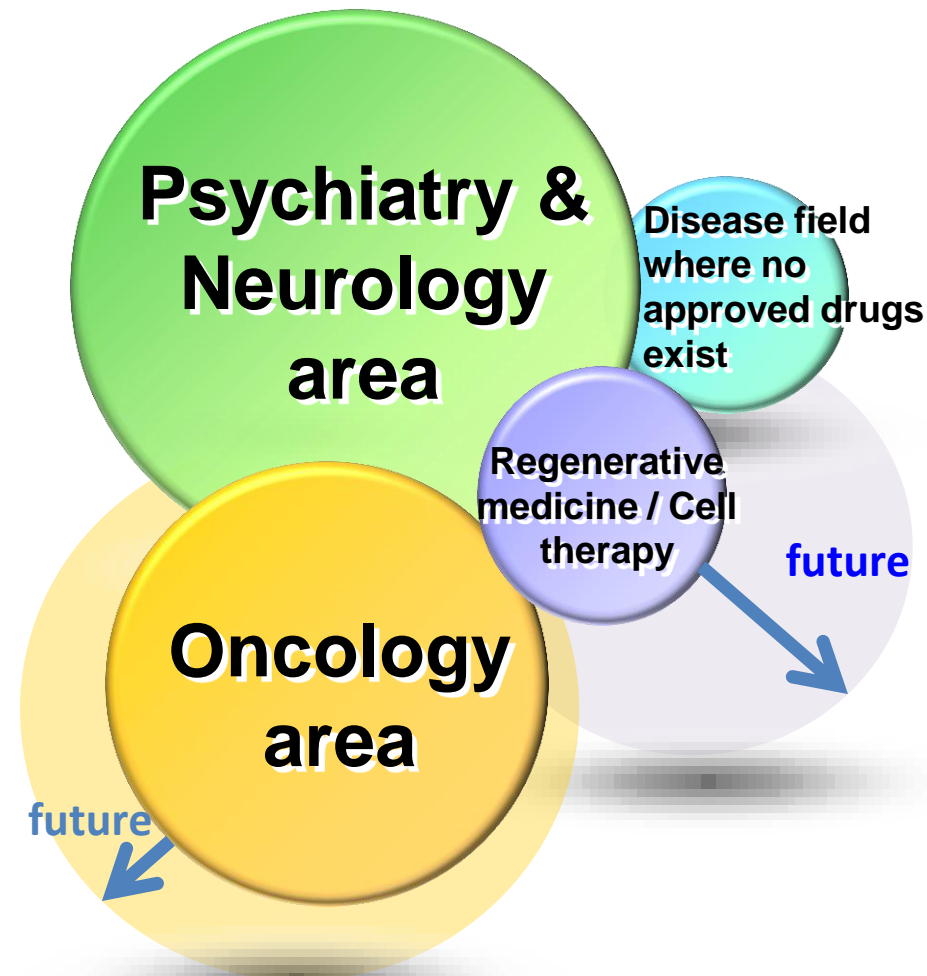
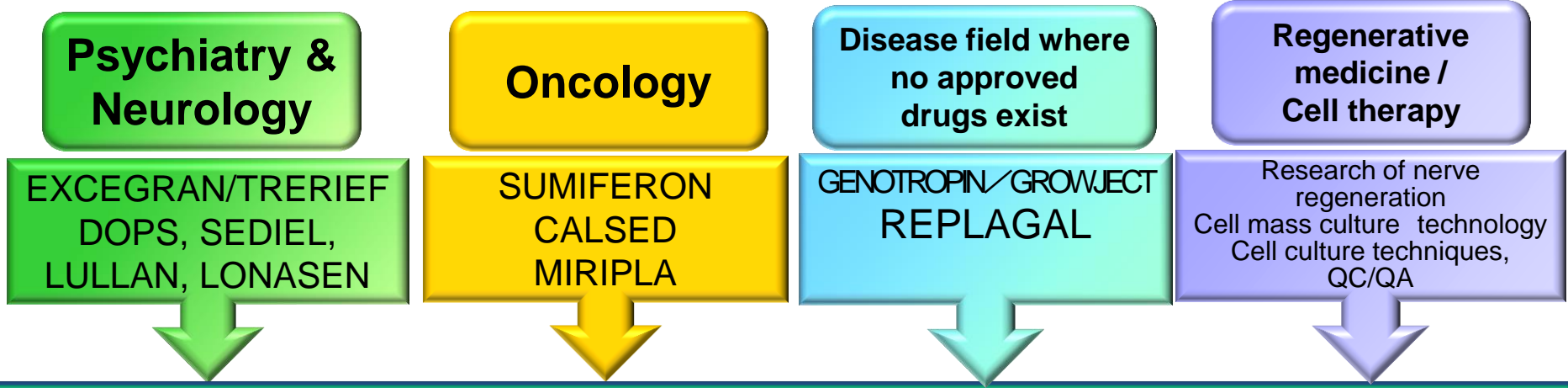
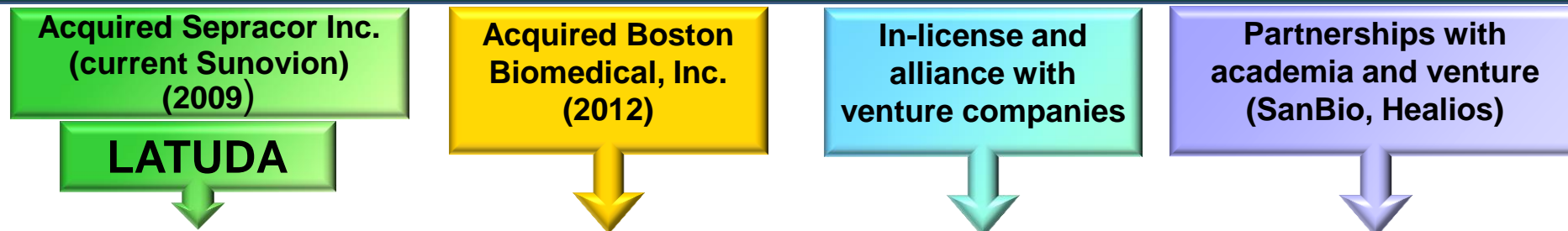


Image of R&D investment

# R&D activity making use of our strengths



## Sumitomo Dainippon Pharma created in 2005



**Post LATUDA (Development in-house)**  
**SEP-225289** (Ph3)  
 ADHD\*1, BED  
**SEP-363856** (Ph1)  
 Schizophrenia  
**DSP-2230** (Ph1)  
 Neuropathic pain  
**DSP-3748** (Ph1)  
 CIAS\*2

**Post LATUDA (Development in-house)**  
**BBi608** (Ph3)  
 Gastric and GEJ  
 Colorectal cancer  
**BBi503** (Ph2)  
 Solid tumors  
**DSP-7888** (Ph1)  
 Solid tumors,  
 Hematologic malignancies

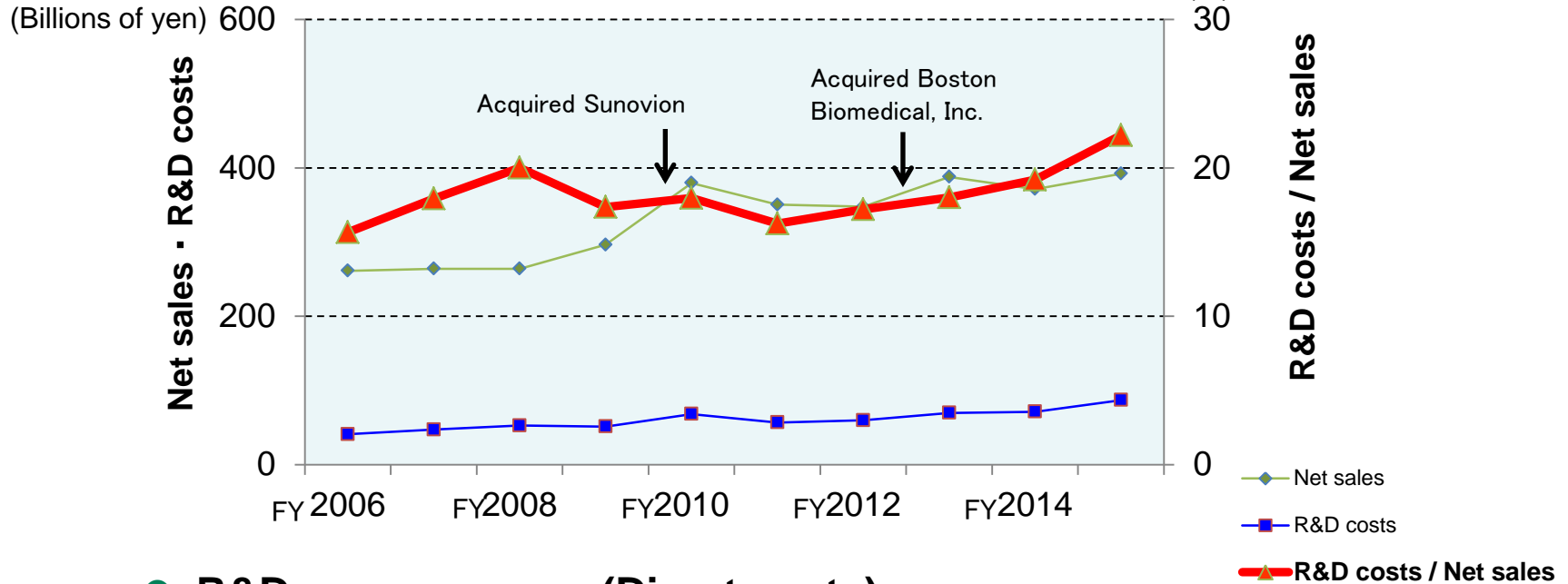
**Development products**  
**EPI-743/EPI-589**  
 Neurodegenerative disease  
**DSP-1747**  
 Nonalcoholic steatohepatitis (NASH)

**Development products**  
**iPS cell-derived RPE cells**  
 Age-related macular degeneration  
**SB623** (Ph2b)  
 Chronic stroke

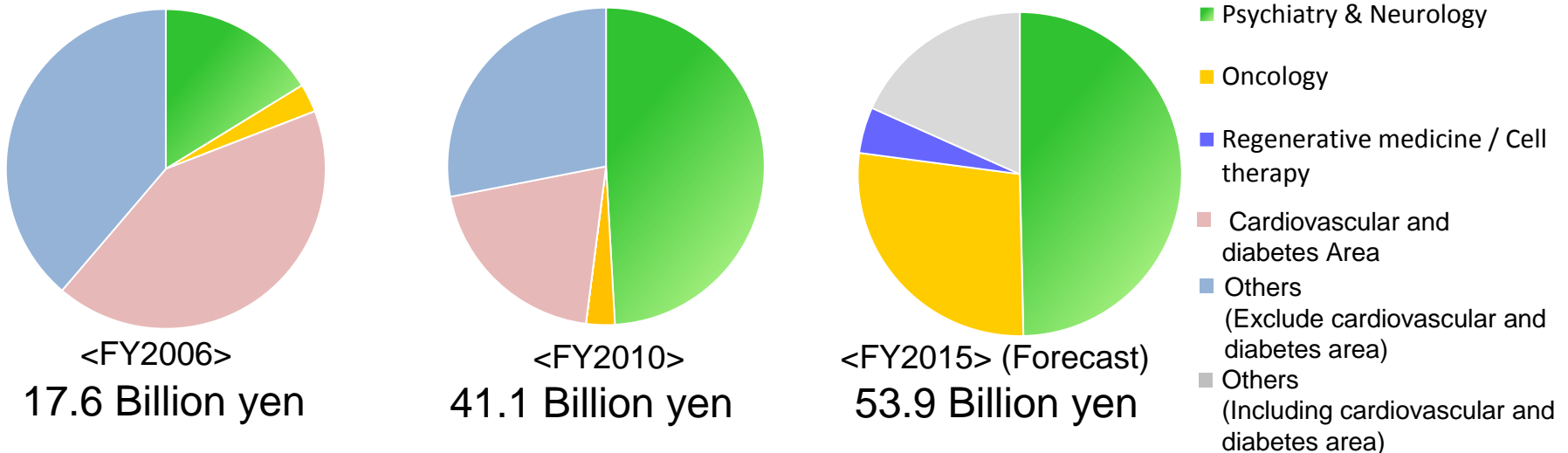
\*1 ADHD: Attention-deficit hyperactivity disorder  
 \*2 CIAS: Cognitive impairment associated with schizophrenia

# Trends in R&D costs and allocation to therapeutic areas

## ● Trends in R&D costs



## ● R&D area resource (Direct costs)



# Activities in Psychiatry & Neurology and Disease fields where no approved drugs exist

- **Psychiatry/neurology: Capitalize on our strengths, take in leading-edge Science and Technology**
  - ✓ Monoamine drug discovery, disease iPS, in-silico, phenotype
  - ✓ Channel technique, omics technology
  - ✓ Non-human primate (NHP)
- **More weight on diseases of higher unmet medical needs**
- **Promote research cooperation with other companies**
- **Early POC demonstration for early-stage development products and early application for approval of late-stage development products**

## Psychiatry

Treatment resistant segment  
(Schizophrenia, Depression)  
Autism spectrum,  
Developmental disability

## Neurology

Alzheimer disease,  
Parkinson's disease, ALS  
Intractable epilepsy, Pain

Disease fields  
where no  
approved drugs  
exist

**Mitochondria-related diseases**

**Targeted diseases**

# Development Pipeline: Psychiatry & Neurology and Disease fields where no approved drugs exist

## ● Invest in high priority late-phase products to seek fastest approval

- ✓ Dasotraline (SEP-225289): ADHD (Ph3)·BED (Ph2/3)／U.S.
- ✓ TRERIEF: Parkinsonism in Dementia with Lewy Bodies (DLB) (Ph3)／Japan
- ✓ Obeticholic acid (DSP-1747): NASH／Japan (Ph2)

## ● Aim to obtain early POC of early-phase products

- ✓ EPI-589: Parkinson's disease, ALS
- ✓ DSP-2230: Neuropathic pain
- ✓ SEP-363856: Schizophrenia
- ✓ DSP-3748: Cognitive impairment associated with schizophrenia (CIAS)

<Products under consideration of development strategy >

- ✓ Ranirestat: Diabetic neuropathy／Japan  
⇒ Development strategy to be determined after additional data analysis
- ✓ Lurasidone: Schizophrenia／Japan ⇒ Another Ph3 study to be implemented
- ✓ Vatiquinone (EPI-743): Leigh syndrome／Japan  
⇒ development strategy under consideration

# Oncology area: Background of full entry and challenges

## Consistent with Management Mission and Strategy

- ✓ Cancer drug development is a mission of R&D-based pharmaceuticals company
- ✓ Not always determined by company size; medium-sized company could be successful
  - Highly competitive market but product-driven
- ✓ A typical specialty area
  - No heavy sales force required

## Externals: opportunities, market attractiveness

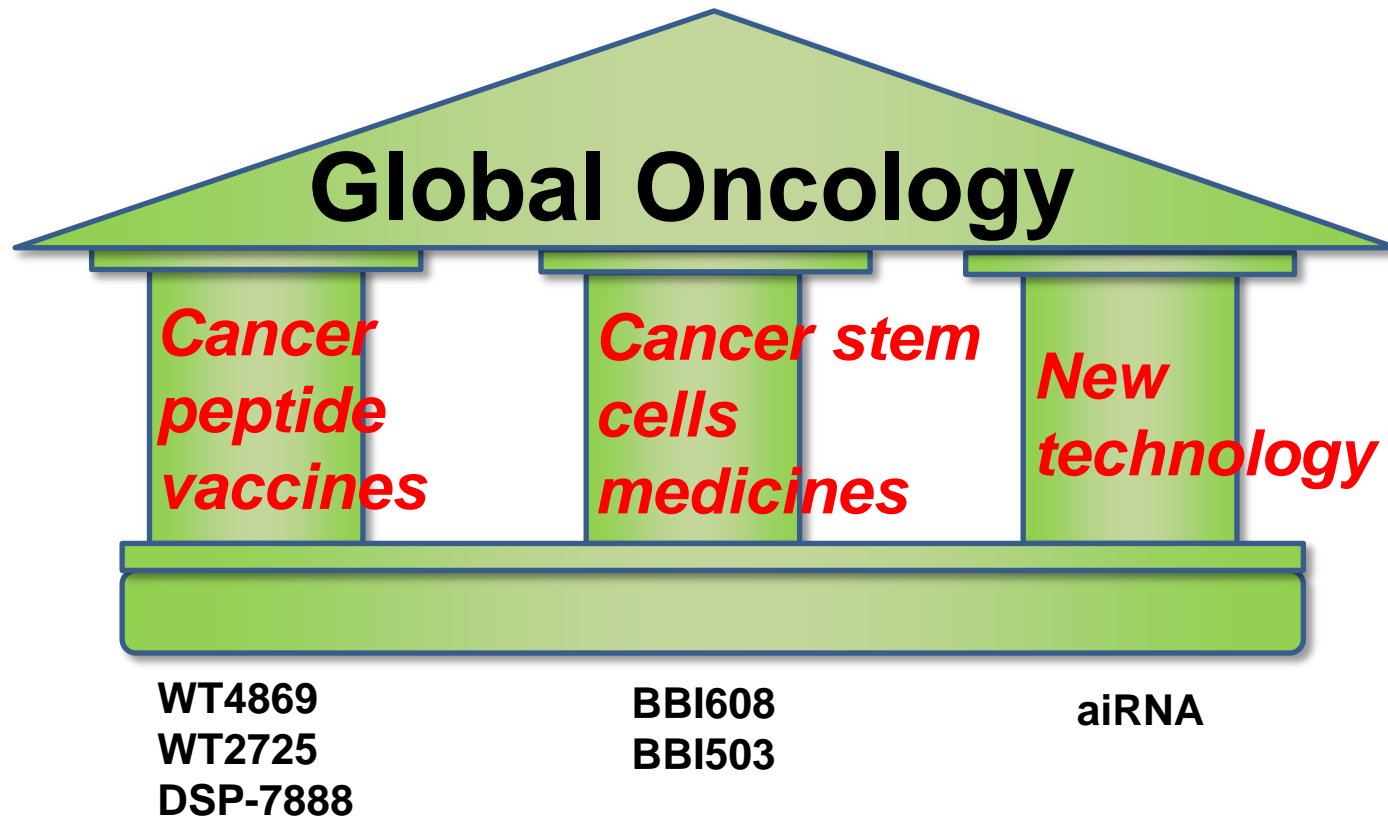
- ✓ High unmet medical needs, drugs based on innovative concept are required
- ✓ Rapid science and technology advances in the area, the time is calling for change from an incurable disease to curable
- ✓ Market growing medium- to long-term
  
- Very competitive market (over 800 compounds being developed, rush for patients recruit), speed is critical
- Complex indication strategy (cancer type X line X combined drug), unprecedented development strategy and emergent design are necessary

## Internals: Change in business climate

- ✓ US market became accessible (2009)
- ✓ The next step following LATUDA launch (2011), post LATUDA strategy, pipeline enrichment
  
- A pillar for Sumitomo Dainippon Pharma Group on a long-term basis
- Limited management resources

# Oncology area : R&D strategy

- **Advanced technology to capitalize on our strengths**
  - ✓ Cancer stem cells medicine
  - ✓ Cancer peptide vaccines
  - ✓ New technology (aiRNA, etc.)
- **Boston Biomedical, Inc. and DSP cancer institute together expand drug discovery activities through cooperation and competition**



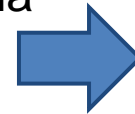


# Oncology area: Development pipeline

## ● Napabucasin (BBI608)

### Phase 3 :

- ✓ Colorectal cancer (Monotherapy) (CO.23 study)
- ✓ Gastric and Gastro-esophageal junction adenocarcinoma (Combination therapy) (BRIGHTER study)



**Approval  
application  
planned for  
FY2017**

### **Candidate for new pivotal studies :**

- ✓ Colorectal cancer (Combination therapy) (from 246 study)
- ✓ Solid tumors (Non-small cell lung cancer, Pancreatic cancer, Ovarian, Breast cancer) (Combination therapy) (from 201 study)
- ✓ Pancreatic cancer (Combination therapy) (from 118 Study)

## ● BBI503:

- ✓ Plan pivotal study in FY2016

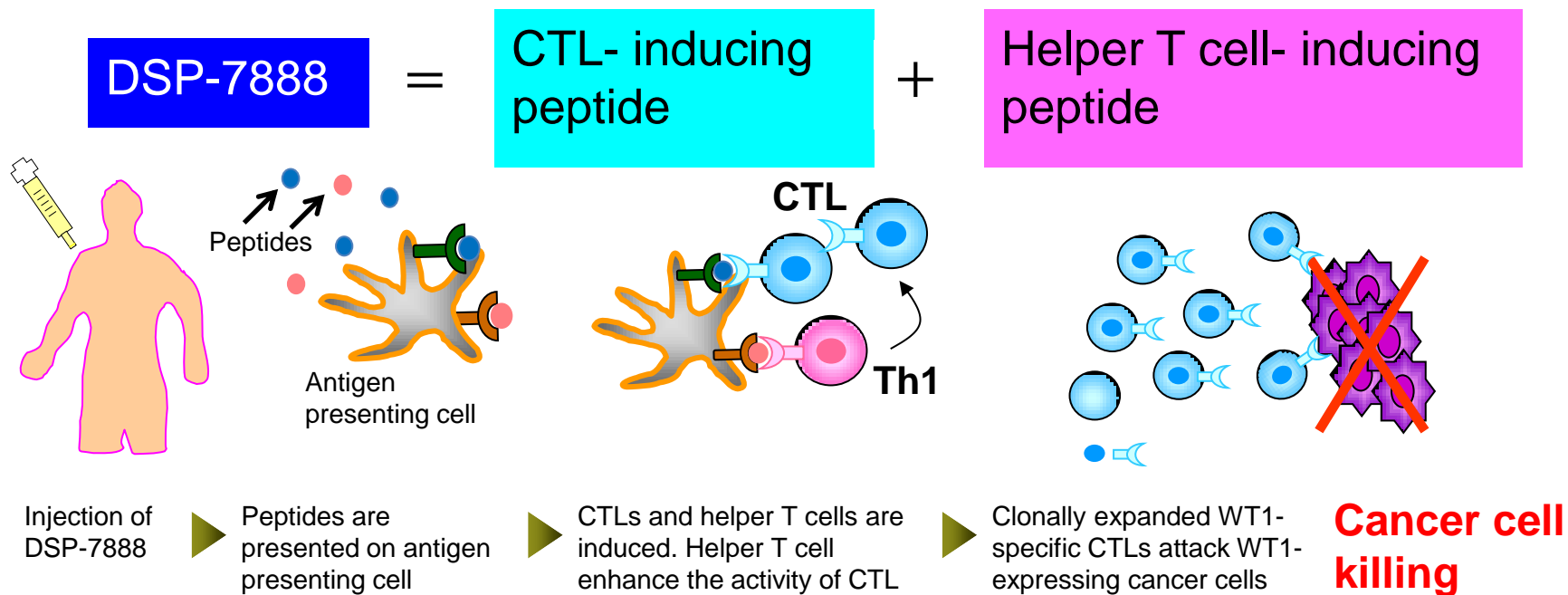


**Approval  
application  
planned for  
FY2018**

# Cancer peptide vaccine (DSP-7888)

Product code	Characteristics	Indications
DSP-7888	Therapeutic peptide vaccine candidate containing peptides which induce WT1-specific cytotoxic T lymphocytes (CTLs) and helper T cells	Myelodysplastic syndromes (MDS), Solid tumors, Hematologic malignancies

## ● MOA of DSP-7888



# Cancer peptide vaccine (WT4869/WT2725)

Product code	Characteristics	Indications
WT4869	Therapeutic cancer peptide vaccine candidate derived from Wilms' tumor gene 1 (WT1) protein	Myelodysplastic syndromes (MDS), Solid tumors
WT2725	Therapeutic cancer peptide vaccine candidate derived from WT1 protein	Solid tumors, Hematologic malignancies

## ● Phase 1/2 study of WT4869 in Patients with Myelodysplastic Syndromes (MDS)

### Clinical response (N=22, evaluable)

ORR*	18.2% (4/22)
DCR	59.1% (13/22)

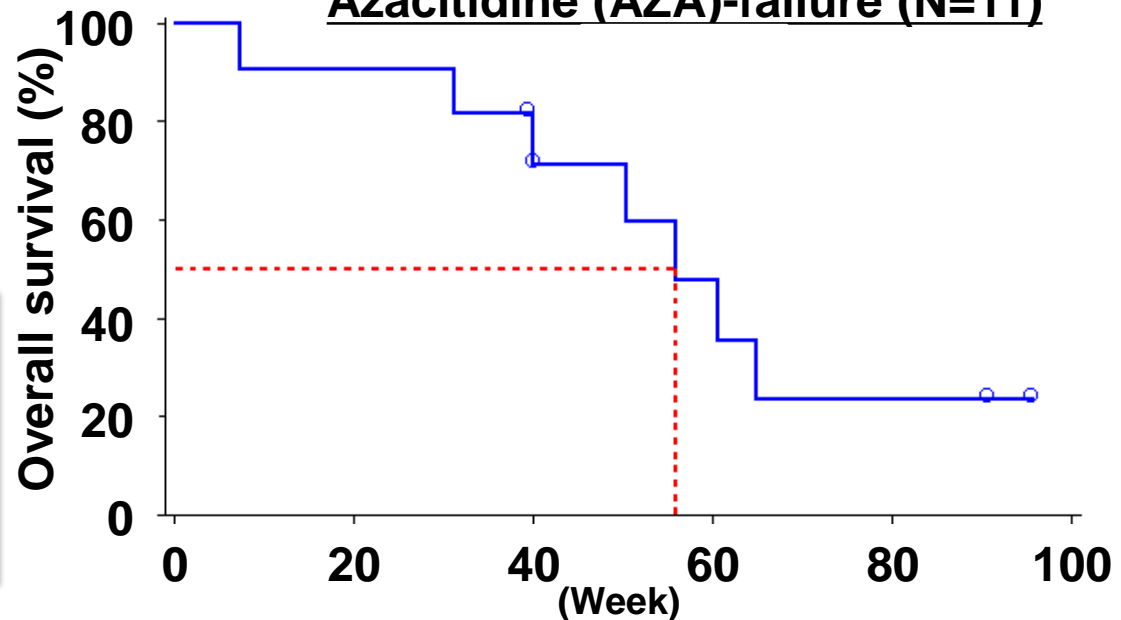
\* included hematological improvement

### Median OS of higher risk AZA failure

**WT4869 (N=11): 55.71 week  
(aprox. 13 months)<sup>1)</sup>**

**Historical data (N=435): 5.6 months<sup>2)</sup>**

### Overall survival (OS) of higher risk Azacitidine (AZA)-failure (N=11)



1) ASH 2015 (Abstract 2868) Suzuki T et. al.

2) J Clin Oncol 2011;29:3322-7 Prebet T et. al.

# Regenerative medicine / Cell therapy: R&D strategy

- **High unmet medical needs and incurable diseases**
- **An area of big market potential**
- **Our longstanding R&D expertise and our group strengths can be utilized in this area**
  - ⇒ **Cooperate with regulatory authority, academia and venture firms to promote development**
- **Progress & change in the last 12 months**
  - ✓ Pharmaceuticals and Medical Devices Act became effective
  - ✓ SB623 (for chronic stroke): A Ph2b study begun in the U.S. [156 patients (3-group double-blinded test)]
  - ✓ Age-related macular degeneration: suspension chosen as formulation
  - ✓ Parkinson's disease: Study begun on evaluation method of auto-culture (selected as an AMED project)
  - ✓ iPS cells: Production begun of master cell bank for clinical iPS cells
  - ✓ A cell production center (CPC) under construction in Kobe (estimated investment: 2.2 billion yen)

# Regenerative medicine / Cell therapy of Business Plan

(Updated December 2015)

	Partnering	Region (planned)	Cell type	Schedule for practical use (Calendar year)					
				2015	2016	2017	2018	2019	2020
Chronic Stroke	SanBio	North America	Allo MSC	Ph2b			Ph3		Approval Target
AMD (age-related macular degeneration)	Healios RIKEN	Japan	Allo iPS cell	Clinical research (autologous / allogeneic)			Investigator initiated clinical trial		Approval Target
Parkinson's disease	Kyoto Univ CiRA	global	Allo iPS cell	Clinical research or clinical trial					
Retinitis pigmentosa	RIKEN	global	Allo iPS cell					Investigator initiated clinical trial	
Spinal Cord Injury	Keio Univ, Osaka National Hospital	global	Allo iPS cell					Clinical research (allogeneic)	

# Product Launch Plan (Updated December 2015)

Area	FY2015 (Launched)	FY2016	FY2017	FY2018	FY2019~FY2021
Japan	<div style="border: 1px dashed black; padding: 5px;">REMITCH® (Pruritus (chronic liver disease) (Promotion)</div> <div style="border: 1px solid black; padding: 5px;">Trulicity® (GLP-1 receptor agonist) (Marketing)</div>	<div style="border: 1px solid black; padding: 5px;">※ EPI-743 (Leigh syndrome)</div>	<div style="border: 1px solid black; padding: 5px;">ranirestat (Diabetic neuropathy)</div> <div style="border: 1px solid black; padding: 5px;">napabucasin (Gastric and Gastroesophageal junction adenocarcinoma)</div>	<div style="border: 1px dashed black; padding: 5px;">LONASEN® (Schizophrenia / Transdermal patch)</div> <div style="border: 1px dashed black; padding: 5px;">TRERIEF® (Parkinsonism in Dementia with Lewy Bodies)</div>	<div style="border: 1px dashed black; padding: 5px;">Lurasidone (Schizophrenia / Bipolar I depression / Bipolar maintenance)</div> <div style="border: 1px solid black; padding: 5px;">napabucasin (Colorectal cancer, etc.)</div> <div style="border: 1px solid black; padding: 5px;">BBI503 (Solid tumors)</div> <div style="border: 1px solid black; padding: 5px;">DSP-7888 (Solid tumors/ Hematologic cancer)</div> <div style="border: 1px solid black; padding: 5px;">DSP-1747 (NASH)</div> <div style="border: 1px solid black; padding: 5px;">DSP-6952 (IBS with constipation, Chronic idiopathic constipation)</div> <div style="border: 1px solid black; padding: 5px;">iPS cell-derived RPE cells (Age-related macular degeneration)</div>
	U.S.	<div style="border: 1px dashed black; padding: 5px;">APTiom® (Epilepsy-monotherapy)</div>		<div style="border: 1px solid black; padding: 5px;">napabucasin (Gastric and Gastroesophageal junction adenocarcinoma)</div> <div style="border: 1px solid black; padding: 5px;">SUN-101 (COPD)</div>	<div style="border: 1px solid black; padding: 5px;">dasotraline (ADHD)</div>
China		<div style="border: 1px solid black; padding: 5px;">LONASEN® (Schizophrenia)</div> <div style="border: 1px solid black; padding: 5px;">CALSED® (Small cell lung cancer)</div>		<div style="border: 1px solid black; padding: 5px;">lurasidone (Schizophrenia)</div>	

: P&N  
 : Liver/ Digestive  
 : Oncology  
 : Respiratory

New Chemical Entities    New Indication, etc.

※ Development strategy under consideration

# Summary

Serve medical community with most leading-edge technology, and grow to be an R&D-based and globally operating pharmaceuticals group

- Concentrate to the target disease and research area

Identify targets to fill unmet medical needs

## Focus Therapeutic Areas

Psychiatry &  
Neurology

Oncology

## New fields

Disease fields  
where no approved  
drugs exist

Regenerative  
medicine / Cell  
therapy

- Stage-focused R&D strategy and management

Early drug discovery

**Value creation (0 → 1)**

Venture approach

Individuality-focused

Innovation-oriented

+

Late discovery, development

**Value enhancement (1 → 10)**

Medium-sized pharma  
approach

Team strength-focused

Speed/POC-oriented

=

**Emphasis  
on speed  
and quality**



- ✓ Contribute to medicine by preempting science and technology advances and commercializing them
- ✓ Take on the challenge of first-in-class drug discovery
- ✓ Promote open innovation and collaboration (joint R&D, in-licensing)

# Looking ahead...

**Venture into new areas by the application of most advanced science and technology**

- **Era of nucleic acid medicine and cell therapy is sure to come**
- **Small molecule drug discovery will make progress**
- **Cancer will no longer be an incurable disease in near future**
- **Population aging and stressful life will increase cases of psychiatric diseases as well as Alzheimer's and other neurological diseases, causing a serious social problem**
- **Treatment of rare or segmented diseases will advance**
- **Integration technologies will improve diagnosis, prevention and treatment**



# ***Development products topics***

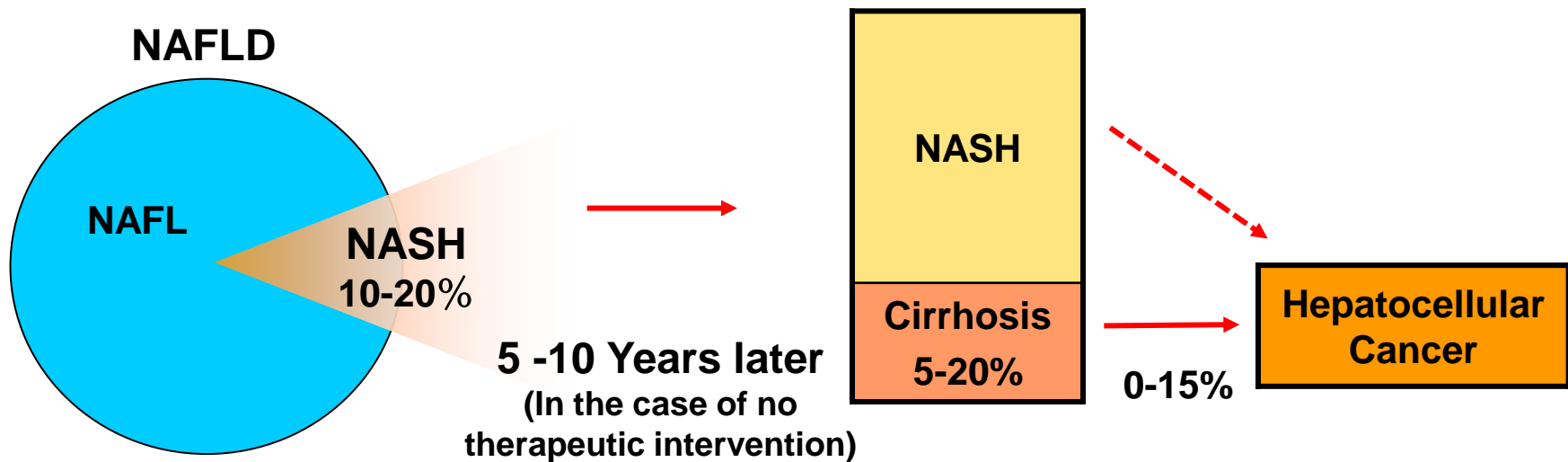
**Nobuyuki Hara, Ph.D.**

Executive Officer

Deputy Executive Director, Drug Development

# Obeticholic acid (DSP-1747) and NASH

- Mode of Action for DSP-1747: FXR agonist
  - ✓ Improvement on NASH is expected by improvement of liver accumulation, anti-inflammatory effect, and anti-fibrosis effect
- Prognosis of NASH/NAFLD<sup>1)</sup>



## NASH

- Number of NASH patients in Japan: approximately 200 to 300 millions (estimate 2 to 3% of adult population)<sup>1)</sup>
- Five to 20 % of NASH progress to cirrhosis in 5 to 10 years.
- The 5-year survival rates of NASH cirrhosis is comparable to that of Hepatitis C<sup>2)</sup>

NAFLD: Non-Alcoholic Fatty Liver Disease

NAFL: Non- Non-Alcoholic Fatty Liver

NASH: Non-Alcoholic Steatohepatitis

1) Japan Society of Hepatology : NASH/NAFLD practice guideline 2015

2) The Journal of the Japan Medical Association: 2010; 139(9); 1880

# DSP-1747 Phase II study

## ● Study Design

- ✓ Randomized, Double-blind, Parallel-group, Placebo-controlled Study of DSP-1747 in Patients with NASH
- ✓ The number of dosed subjects: 200 (50 subjects/arm)
- ✓ Arms: DSP-1747 10mg/day, 20mg/day, 40mg/day, and Placebo
- ✓ Primary endpoint: Improvement of liver pathological findings from baseline to week 72

The improvement was defined as: a) No worsening of Kleiner's fibrosis staging, and b) Decrease in NAFLD activity score (NAS) by 2 or more points.

- Factors of NAS are steatosis (3 points), inflammation (3 points) and ballooning (2 points); total NAS is 8 points at maximum
- Evaluating liver fibrosis with Kleiner's fibrosis staging (stage 0-4). Stage 4 was excluded from the study because stage 4 is liver cirrhosis.

# DSP-1747 Phase II study: Results

- **Efficacy:** The percentages of improvement increased dose dependently

[ Primary analysis with Stratified Cochran-Armitage test with multiple contrast coefficients:  $p=0.053$  ]

## <Primary endpoint>

Arms (ITT)	Placebo (N=50)	10mg/day (N=50)	20mg/day (N=50)	40mg/day (N=50)
<b>Improved*1</b>	<b>10 (20%)</b>	<b>11 (22%)</b> $p=0.807^{*2}$	<b>14 (28%)</b> $p=0.338^{*2}$	<b>19 (38%)</b> <b><math>p=0.0496^{*2}</math></b>
Decrease in NAS by 2 or more points	12	13	17	20
No worsening of liver fibrosis	31	30	29	28
<b>Unimproved</b> ( ): number of discontinuations	<b>40 (5)</b>	<b>39 (6)</b>	<b>36 (6)</b>	<b>31 (13)</b>

Improved	Unimproved	Discontinuations
----------	------------	------------------

Analyzed as “unimproved” for ITT analysis

< Analyzed with the subjects who conducted 2nd biopsy at 72 W >

Arms	Placebo	10mg/day	20mg/day	40mg/day
Improved	10/45 (22.2%)	11/44 (25.0%) $P=0.764^{*2}$	14/44 (31.8%) $P=0.291^{*2}$	19/37 (51.4%) <b><math>P=0.006^{*2}</math></b>

\*1 The subjects for whom the fibrosis stage or NAS or both at Week 72 were missing were classified as “unimproved”

\*2 vs placebo, CMH test stratified by baseline fibrosis stage, There is no adjustment for multiplicity.

# DSP-1747 Phase II study: Efficacy (liver fibrosis)

Arms (ITT)	Placebo	10mg/day	20mg/day	40mg/day
<b>No worsening of liver fibrosis</b>	<b>31/50 (62%)</b>	<b>30/50 (60%)</b>	<b>29/50 (58%)</b>	<b>28/50 (56%)</b>
<b>Fibrosis improvement</b> (1 stage or more improvement of liver fibrosis)* <sup>1</sup>	<b>12/50 (24.0%)</b>	<b>12/44 (27.3%)</b>	<b>15/49 (30.6%)</b>	<b>10/49 (20.4%)</b>

< Analyzed with the subjects who conducted 2nd biopsy at 72 W\*<sup>2</sup> >

Arms	Placebo	10mg/day	20mg/day	40mg/day
No worsening of liver fibrosis	31 / 45 (68.9)	30 / 44 (68.2%)	29 / 44 (65.9%)	28 / 37 (75.7%)
Fibrosis improvement (1 stage or more improvement of liver fibrosis)* <sup>3</sup>	12 / 45 (26.7%)	12 / 38 (31.6%)	15 / 43 (34.9%)	10 / 36 (27.8%)

\*<sup>1</sup> Percentages are based on the number of ITT subjects for whom the Kleiner's fibrosis stage at baseline are not stage 0.

\*<sup>2</sup> Post-hoc analyses.

\*<sup>3</sup> Percentages are based on the number of the subjects, who conducted 2nd biopsy at 72 W , for whom the Kleiner's fibrosis stage at baseline are not stage 0.

# DSP-1747 Phase II study: Efficacy (NASH resolution, ITT)

Arms (ITT)	Placebo (N=50)	10mg/day (N=50)	20mg/day (N=50)	40mg/day (N=50)
<b>Non-NASH in Matteoni classification*1</b>  p value (vs placebo)*2	<b>0 (0%)</b>	<b>1 (2%)</b>  p=0.317	<b>3 (6%)</b>  p=0.075	<b>3 (6%)</b>  p=0.079
<b>Resolution of hepatocyte ballooning and residual inflammation (0-1)*3</b>  p value (vs placebo)*2	<b>2 (4%)</b>	<b>2 (4%)</b>  p=1.000	<b>4 (8%)</b>  p=0.379	<b>7 (14%)</b>  p=0.082
<b>Resolution of hepatocyte ballooning</b>  p value (vs placebo)*2	<b>3 (6%)</b>	<b>4 (8%)</b>  p=0.694	<b>7 (14%)</b>  p=0.163	<b>9 (18%)</b>  p=0.064*4

\*1 NASH diagnosis method which is used in Japan widely. NAFLD (Non-Alcoholic Fatty Liver Diseases) patients are classified in type 1 to 4 and type 3 and 4 are diagnosed as NASH.

\*2 vs placebo, CMH test stratified by baseline fibrosis stage. There is no adjustment for multiplicity.

\*3 As a part of surrogate histological primary endpoint of pivotal Phase 3 study planned by Genfit, NASH resolution is defined as “ballooning = 0, inflammation = 0-1” (press release by Genfit on Nov.16, 2015)

\*4 Analyzed with the subjects who conducted 2nd biopsy at 72 W as post-hoc analysis: placebo 3/45 (6.7%) vs 40mg/day 9/37 (24.3%), p=0.030 (vs placebo, CMH test stratified by baseline fibrosis stage. There is no adjustment for multiplicity)

# DSP-1747 Phase II study: Safety

Adverse events reported more than 10% incidence in any DSP-1747 arms

Adverse events (PT; Preferred Terms )	Placebo N=50 n (%)	10 mg/day N=50 n (%)	20 mg/day N=50 n (%)	40 mg/day N=50 n (%)
Constipation	3 (6%)	3 (6%)	5 (10%)	2 (4%)
Dental caries	1 (2%)	1 (2%)	1 (2%)	5 (10%)
Nasopharyngitis	27 (54%)	21 (42%)	23 (46%)	21 (42%)
Influenza	4 (8%)	2 (4%)	8 (16%)	4 (8%)
Diabetes mellitus	2 (4%)	3 (6%)	6 (12%)	3 (6%)
Insomnia	2 (4%)	0	5 (10%)	0
Pruritus	4 (8%)	10 (20%)	12 (24%)	25 (50%)

# NASH Diagnostic Marker: Exploratory Study

- Original article “Identification of novel noninvasive markers for diagnosing nonalcoholic steatohepatitis and related fibrosis by data mining” (“Hepatology” accepted on Sep. 21)  
<http://onlinelibrary.wiley.com/doi/10.1002/hep.28226/abstract;jsessionid=42FA284E0BD5D00BE38F2B50947DB3BC.f01t03>
  - ✓ Collaborative study with Saiseikai Suita Hospital
  - ✓ The purpose of the study was to identify noninvasive diagnosing marker differentiating NASH or NASH-related liver fibrosis from NAFLD patients.
  - ✓ 261 blood molecules were examined for 132 Japanese NAFLD patients.
  - ✓ The two markers by using combinations of a few molecules respectively appropriate to diagnosing NASH and NASH-related liver fibrosis were established.
  - ✓ Reproducibility of diagnosis by the NASH-related liver fibrosis marker has been confirmed by examinations of an independent validation group at the same hospital consisting of 62 Japanese NAFLD patients.
  - ✓ While the novel markers seem promising, the study has several limitations due to single institution and limited number of subjects => Additional multicenter study is needed

Markers for diagnosing NASH related liver fibrosis	Clinical Parameters/Blood molecules	AUROC of Exploratory Group	AUROC of Validation Group
FM-fibro Index (Novel)	VCAM1, Type IV collagen 7S	<b>0.896</b>	<b>0.852</b>
	VCAM1, Hyaluronic acid	<b>0.867</b>	<b>0.878</b>
	Hyaluronic acid, Type IV collagen 7S	<b>0.917</b>	<b>0.892</b>
FIB4 Index (Existing)	Age, AST, ALT, Platelet	<b>0.809</b>	<b>0.831</b>

AUROC: Area Under the Receiver Operator Characteristic curve; which is used as a basis for evaluation of diagnostic markers. If the value is closer to “1”, it means more sensitive marker for diagnosis.





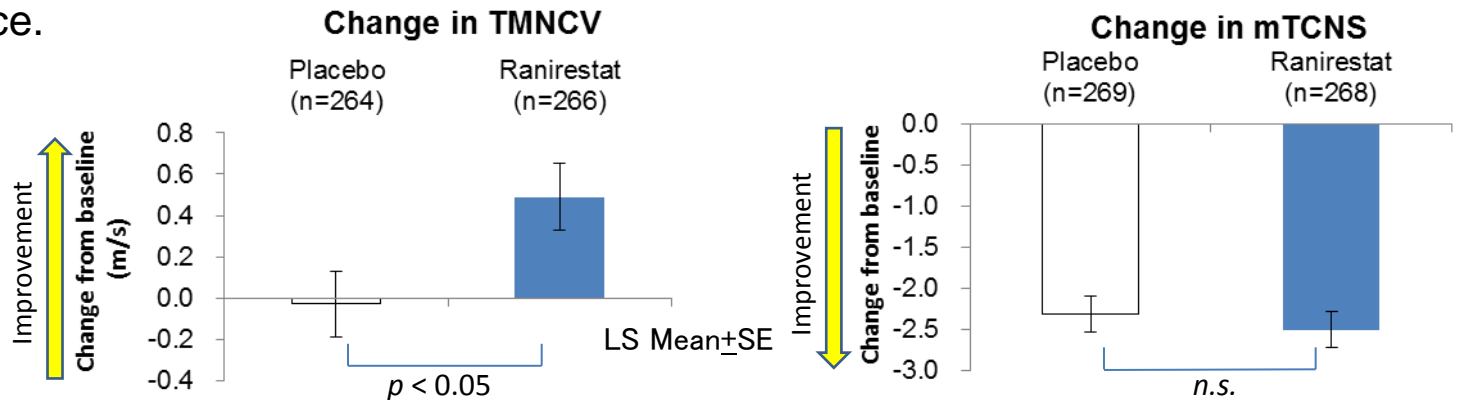
# Ranirestat (AS-3201) Phase III study top-line results

## ● Study design

- ✓ Randomized, double-blind, parallel-group, placebo-controlled study with diabetic neuropathy patients
- ✓ Arms and subject number: Ranirestat 40 mg/day: 277 pts, Placebo: 278 pts
- ✓ Treatment period: 1 year treatment
- ✓ Co-primary endpoints: Changes in tibial motor nerve conduction velocity (TMNCV) and modified Toronto Clinical Neuropathy Score (mTCNS)

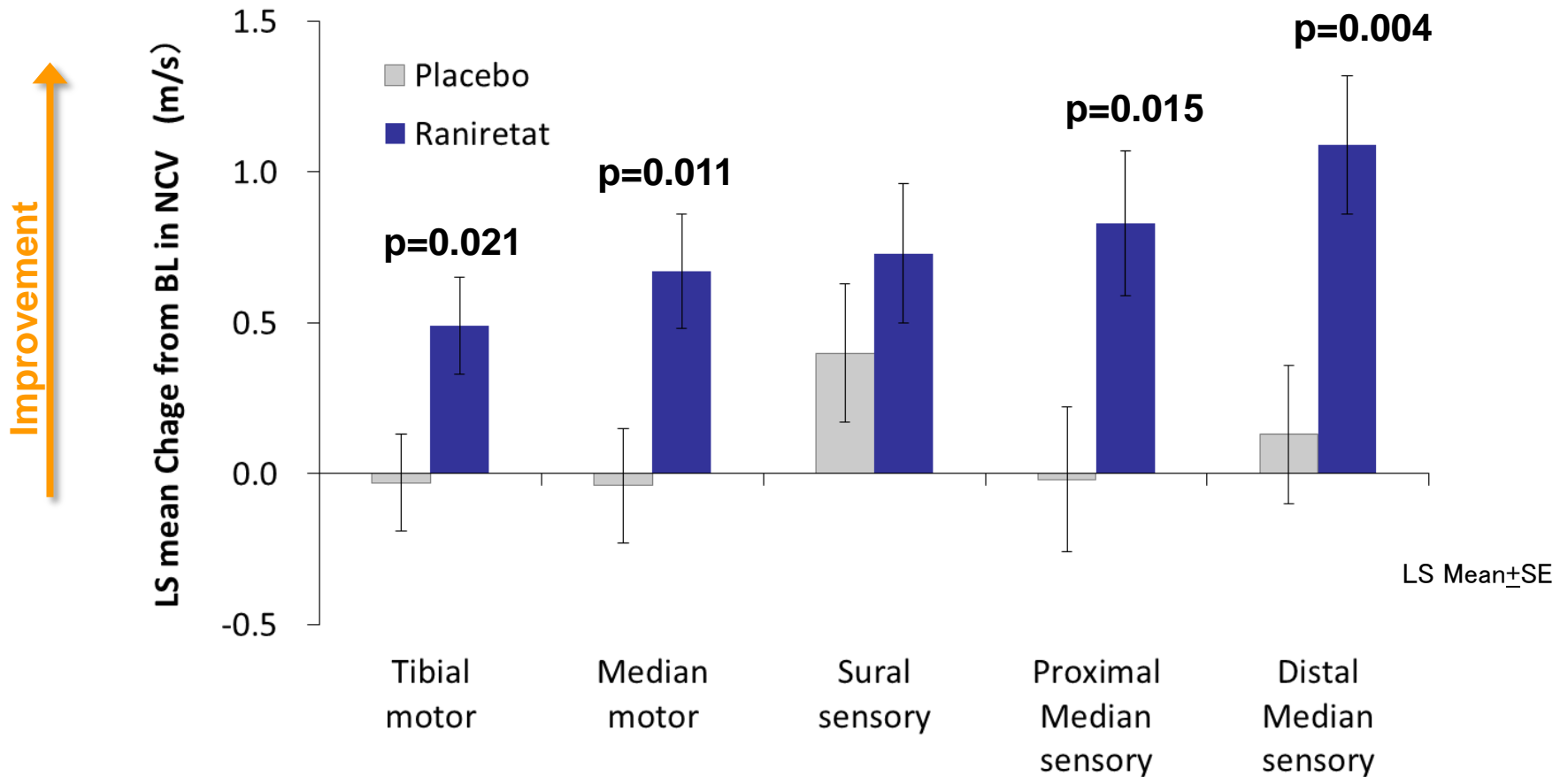
## ● Study results

Efficacy: In comparison with placebo treatment, ranirestat 40 mg/day treatment significantly improved the TMNCV although did not improve the mTCNS with statistical significance.



- ✓ Safety: The incidences of TEAEs and treatment-related TEAEs in 40mg/day treatment group were comparable to those in placebo treatment group, respectively.

# Ranirestat (AS-3201) Phase III study results



- In comparison with placebo, ranirestat 40 mg/day treatment significantly improved not only NCV of tibial motor nerve, but also other motor and sensory nerves
- Additional data analysis ongoing, development strategy under consideration

# Lurasidone: Schizophrenia

## New Phase III study plan

<b>Study Design</b>	<b>Randomized, double-blind (6 weeks) , placebo-controlled, parallel-group study in patients with Schizophrenia</b>
<b>Countries</b>	<b>Multinational study including Japan</b>
<b>Primary efficacy variable</b>	<b>Change from baseline in PANSS total score at week 6</b>
<b>Target sample size</b>	<b>About 450 – 550 subjects</b>
<b>Study period</b>	<b>About 2.5 years from Clinical trial notification (FY2015) to Data base lock (FY2018)</b>

- **Target Doses: 40mg/d and 80mg/d**
- **Simultaneous J-NDA submission with Bipolar I depression and Schizophrenia is planned (To avoid the off label use when BP indication would be approved prior to Schizophrenia)**
- **The first study collaborated with Sunovion since GCD establishment**
- **Based on the past experiences, the study will be conducted in the countries which can be expected speedy enrollment with high quality**

# Development products topics: Summary

## ● DSP-1747

- ✓ NASH Phase II study results:
  - Efficacy: Improvements of histological findings were shown in 40mg/day
  - Safety: Incidences of reported adverse events of DSP-1747 groups were generally similar to placebo group except pruritus
- ✓ Tolerability against pruritus needs to be improved at Phase 3

## ● Ranirestat

- ✓ Phase III study with diabetic neuropathy patients results: in comparison with placebo treatment, ranirestat 40 mg/day treatment significantly improved the TMNCV although did not improve the mTCNS with statistical significance.
- ✓ Development strategy under consideration

## ● Lurasidone hydrochloride

- ✓ New Phase III study with schizophrenia patients will be initiated in FY 2015

# *Oncology*

**Chiang J. Li MD FACP**

Executive Officer, Head of Global Oncology for  
Sumitomo Dainippon Pharma Group  
President, Chief Executive Officer and Chief Medical Officer,  
Boston Biomedical, Inc.

# **GLOBAL ONCOLOGY**

**A LEADER IN MEDICAL INNOVATION FOR  
TARGETING CANCER STEM CELLS**

**OUR TEAM, SCIENCE, AND STRATEGY**

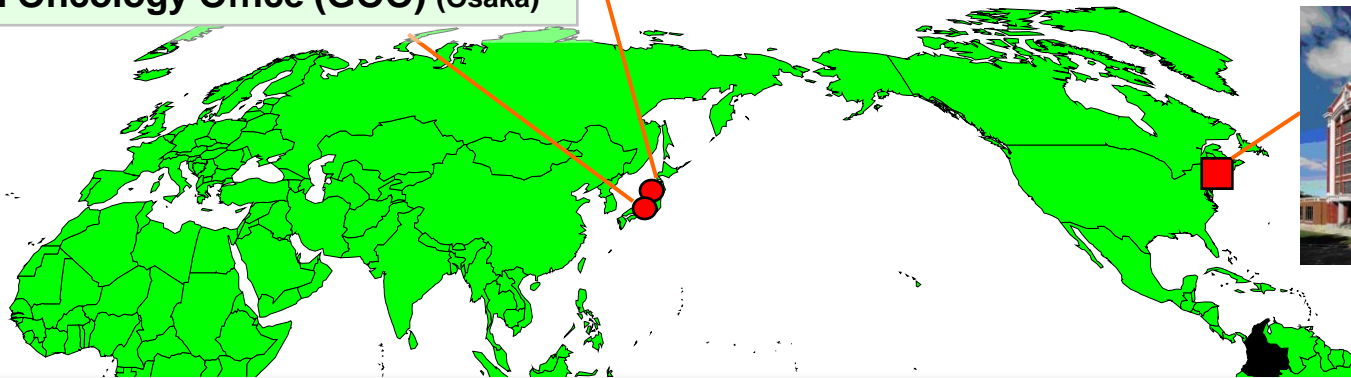
# Location and Organization in Global Oncology



- Oncology Clinical Development Unit (OCU)
- Oncology Marketing Unit (OMU)
- Global Oncology Office (GOO) (Tokyo)

- DSP Cancer Institute (DCI)
- Global Oncology Office (GOO) (Osaka)

- Boston Biomedical, Inc. (BBI)
- Boston Biomedical Pharma, Inc. (BBP)
- Global Oncology Office (GOO)



## Japan

## USA

Planning

- GOO: Tokyo, Osaka

- GOO: Cambridge

R&D

- DCI: Osaka
- OCU: Tokyo

- BBI: Cambridge

MA & Commercial

- OMU: Tokyo

- BBP: Cambridge



# Challenges in Cancer Therapy

- **Chemotherapy/XRT**

Mainstay for over 50 years...still so!

Toxicity, very limited efficacy

- **Targeted Therapy (1998- )**

Efficacy is limited for most cancer types and patients

- **Cancer Immunotherapy Therapy (2015- )**

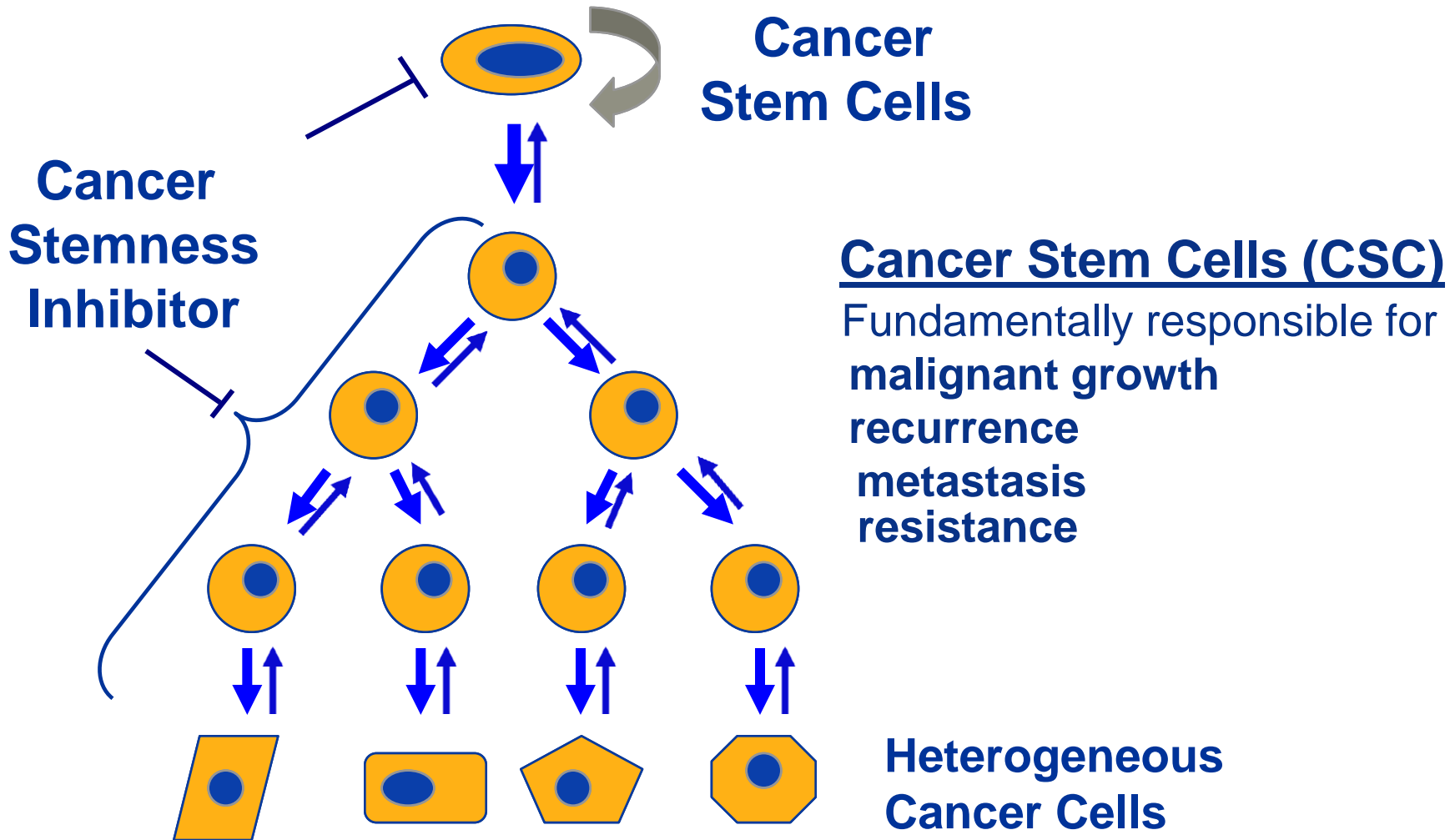
Unprecedented prolonged disease control in about 20-30% in responding tumor types



**Relapsed Cancer Enriched with CSC and Stemness Phenotype**

# CSC Science Update I

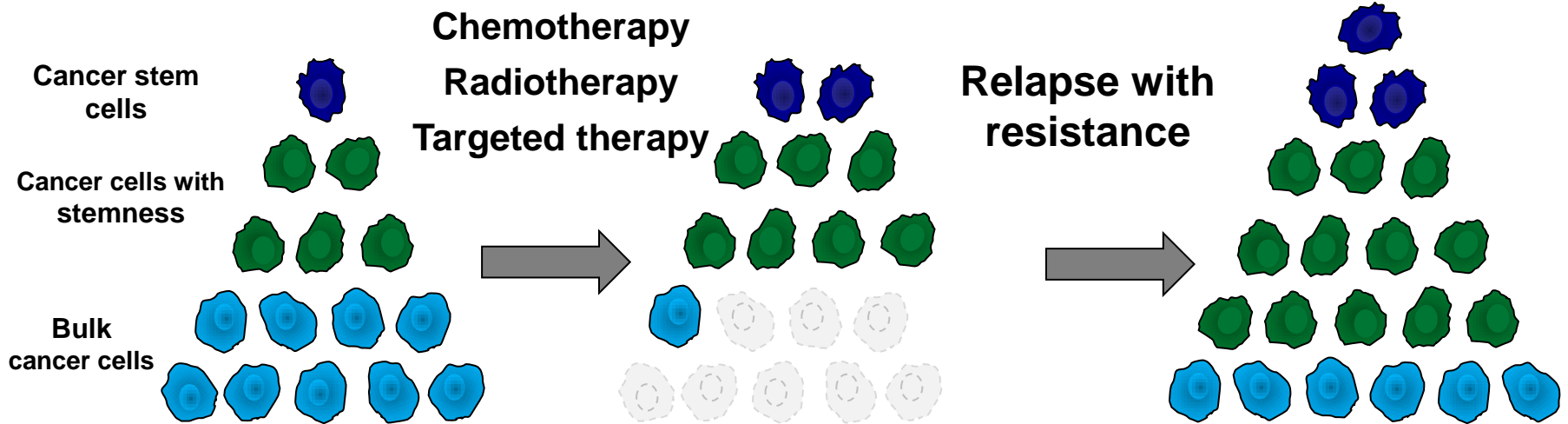
## Targeting Cancer Stemness



# CSC Science Update II

## Cancer Stemness Mediates Drug Resistance

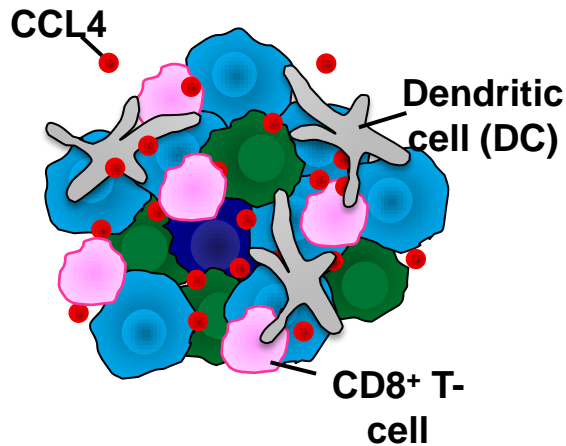
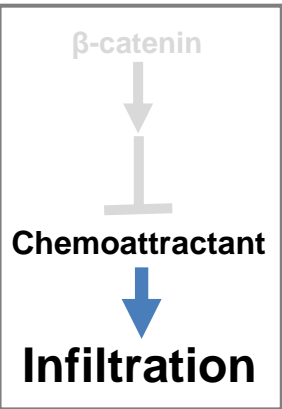
- Cancer stem cells and cancer cells with stemness are resistant to current therapies
- Conventional therapies can induce cancer stemness
- Relapsed cancer, after initial response to current therapies, display stemness phenotypes



# CSC Science Update III

## Cancer Stemness Gene Mediates Resistance to Immune Checkpoint Inhibitors

### Tumor

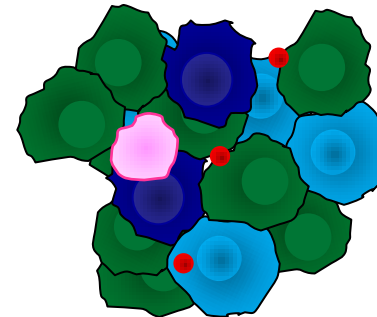


NO active  $\beta$ -catenin signaling

+++

+++

**T cell-inflamed phenotype**  
Immune Checkpoint Inhibitors-sensitive

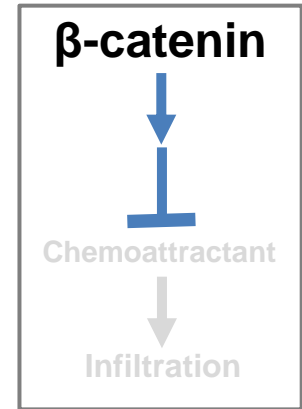


Active  $\beta$ -catenin signaling

+/-

+/-

**Non-T cell-inflamed phenotype**  
Immune Checkpoint Inhibitors-resistant



Chemoattractant (CCL4)

T-cell / DC infiltration

# Clinical Development Strategy For Cancer Stemness Inhibitors

## *Quality, Timeline, and Cost*

- ◆ **Novel and Efficient Clinical Trial Design and Conduct**
  - ◆ **Adaptive multi-arms Ph1/2 studies**
    - ◆ **Efficient and economical way to enrich or to kill an indication**
    - ◆ **Data-driven selection and prioritization of indications**
  - ◆ **Multiple pivotal Ph2/3 studies in parallel**
    - ◆ **“Built-in” flexibility for quality, speed and cost-efficiency**
    - ◆ **Capture broad potential of cancer stemness inhibitors**

# Pipeline Growth



**Launch**

**Phase III  
/ Registration**

**Phase I/II**

- 2nd line Gastric, combo
- Late line Colorectal, mono
- 2nd line Colorectal, combo (in prepatation)

- Solid tumors, mono
- Solid tumors, combo
- Colorectal, combo
- Solid tumors, mono

- Solid tumors, mono
- Solid tumors, combo
- Colorectal, combo
- Mesothelioma, combo
- Gastrointestinal, combo SoC
- Pancreatic, combo
- Hepatocellular, combo
- Glioblastoma, combo
- Hematologic, combo
- Solid tumors, combo BB503

- Solid tumors, combo IO
- Solid tumors, mono
- Hepatobiliary, mono
- GIST, mono
- Urologic, mono
- Ovarian, mono
- Hepatocellular, combo
- Solid tumors, combo
- Solid tumors, combo napabucasin
- Cancer vaccines: MDS, Hematogolic

**Notes:**

napabucasin

BBI503

Other programs

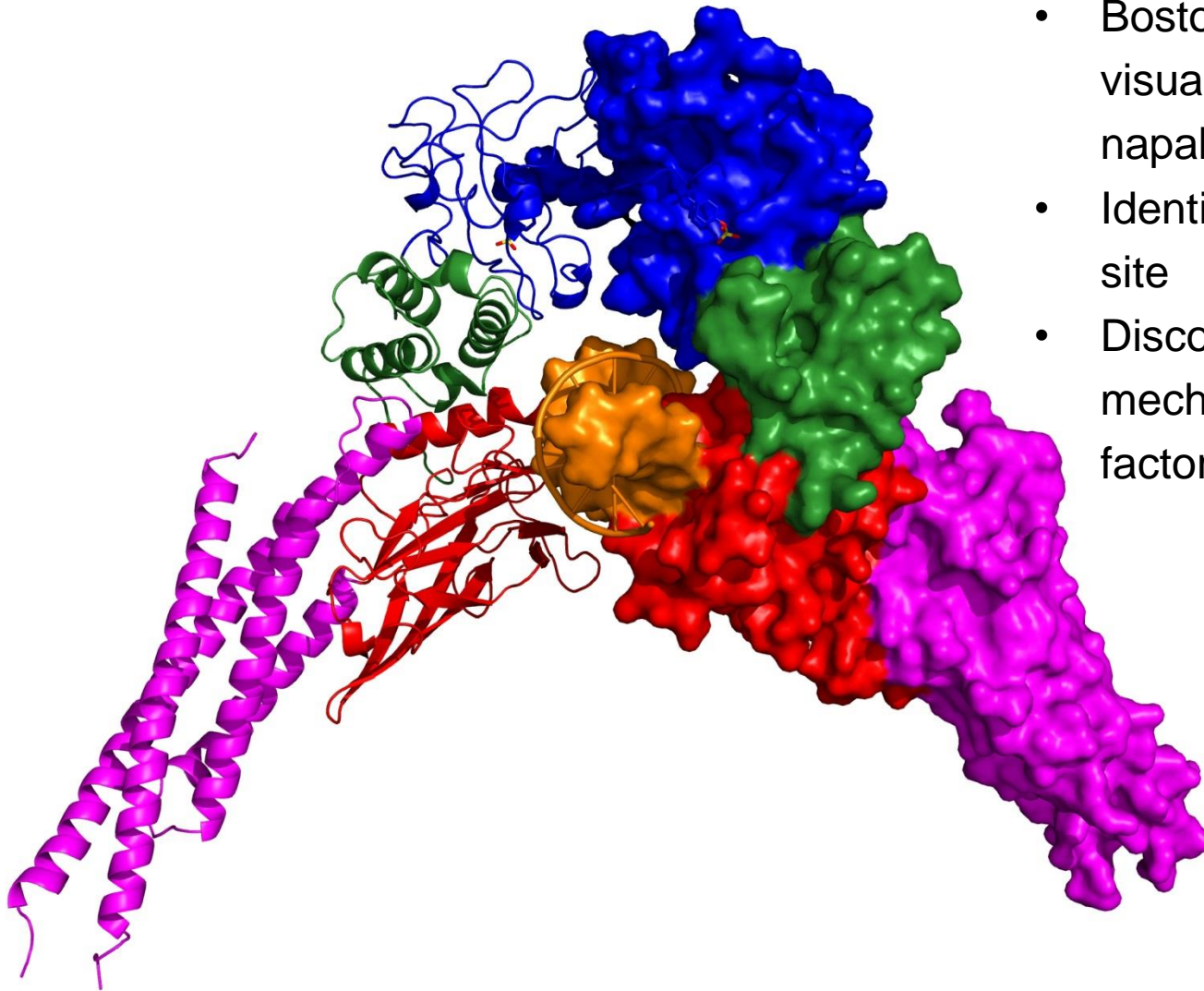
**Combo: combination  
IO: Immuno-Oncology**

Napabucasin and BBI503 are investigational agents.

# Napabucasin

**First-in-Class inhibitor of Stat3, a critical pathway in cancer stemness**

# Napabucasin Targets Stat3



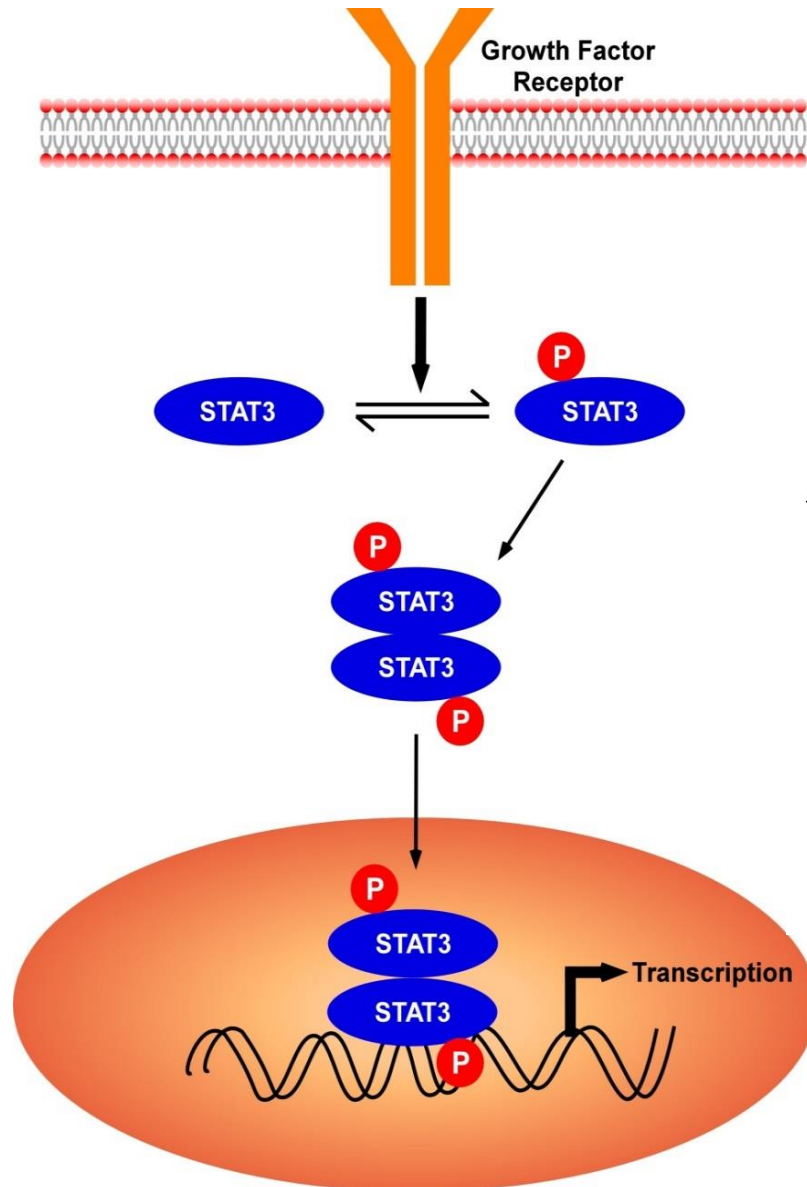
- Boston Biomedical successfully visualized the direct binding of napabucasin to p-Stat3
- Identification of a novel binding site
- Discovery of a novel mechanism of transcription factor inhibition



# Stat3 is a Key Regulator of Cancer Stemness

## Tumor Types with Activated Stat3

Breast Cancer  
 Head and Neck Cancer  
 Ovarian Cancer  
 Lung Cancer  
 Colorectal Carcinoma  
 Prostate Cancer  
 Renal Cell Carcinoma  
 Melanoma  
 Hepatocellular Carcinoma  
 Cervical Cancer  
 Sarcoma  
 Brain Tumors  
 Gastric Cancers  
 Multiple Myeloma  
 Leukemia  
 Lymphoma



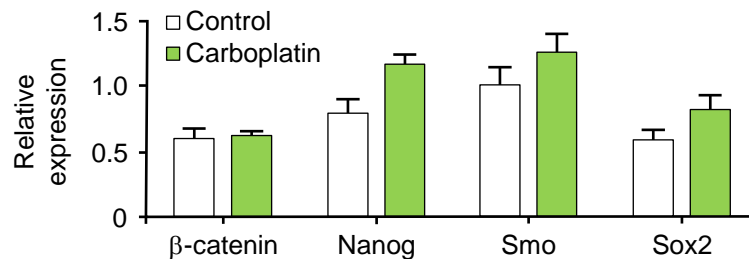
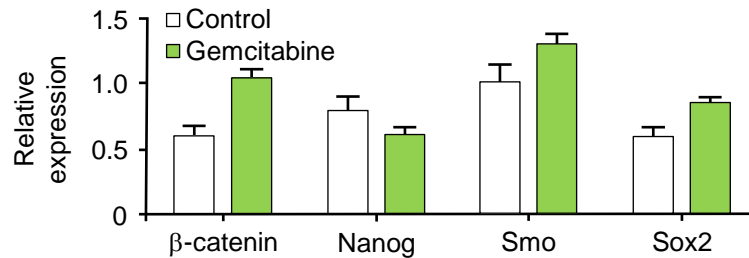
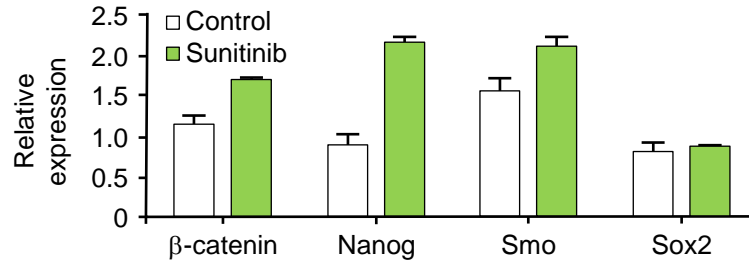
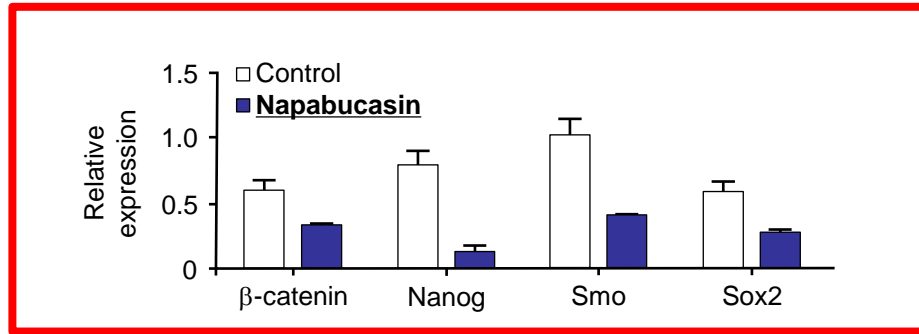
## Cancer stemness

Nanog  
 Sox2  
 c-Myc  
 CD133  
 $\beta$ -Catenin  
 Twist  
 Zeb1

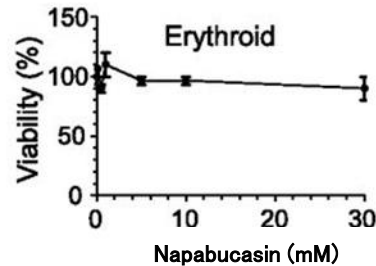
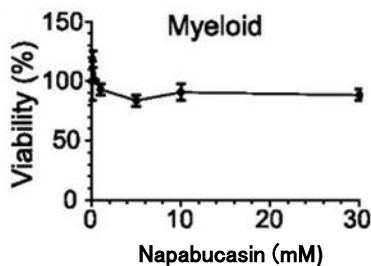
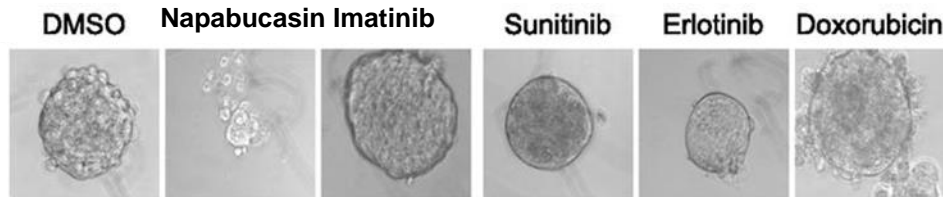
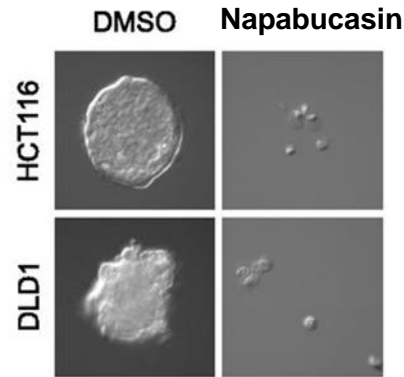
## Immune checkpoint

IDO1  
 PD-L1  
 MHC class II  
 IL-10 (Th1 response)  
 Effector T cell infiltrate

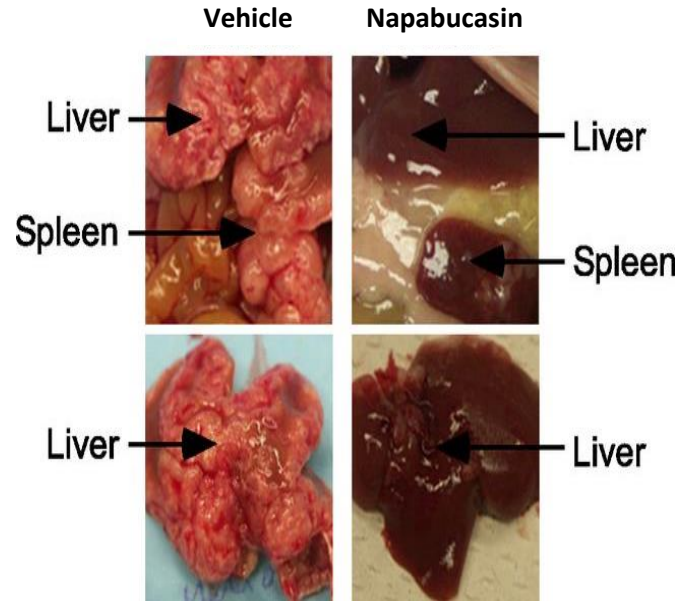
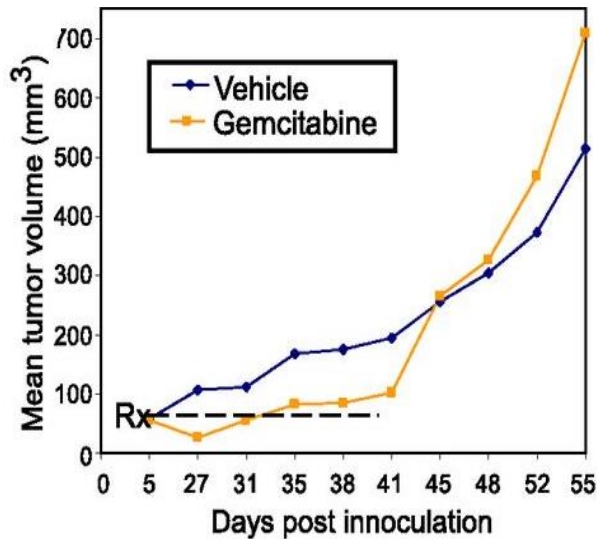
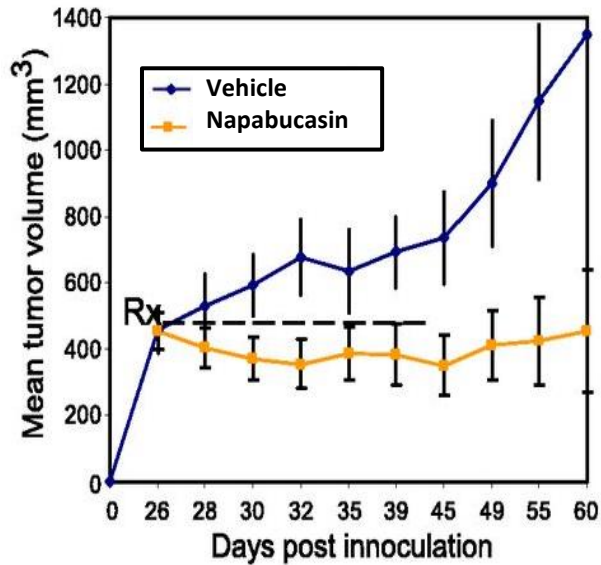
# Unlike Current Therapeutics, Napabucasin Suppresses CSC Gene Expression



# Napabucasin Targets CSC and Spares Normal Stem Cells

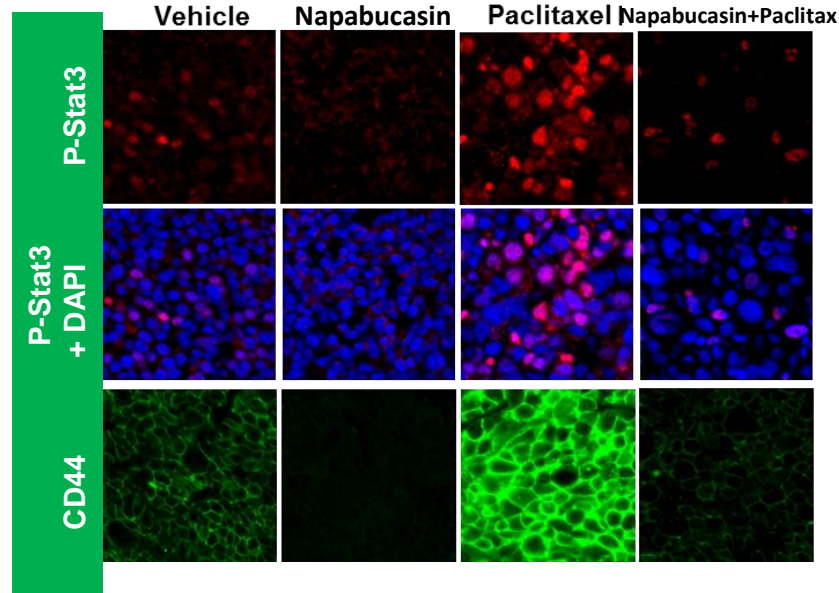


# Napabucasin Inhibits Cancer Relapse and Metastasis in Mice

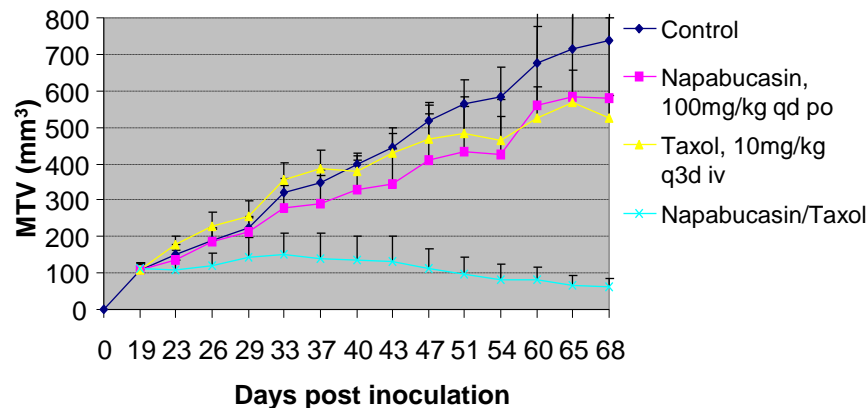


# Napabucasin Enhances Efficacy of Current Therapies (Paclitaxel as an Example)

*In-Vivo* Biomarker Response in Xenograft Tumo



Human lung cancer xenograft, A549



Hitron M, et al. *J Clin Oncol.* 2014;32(5 suppl),  
ASCO 2014 (Abstract 2530)

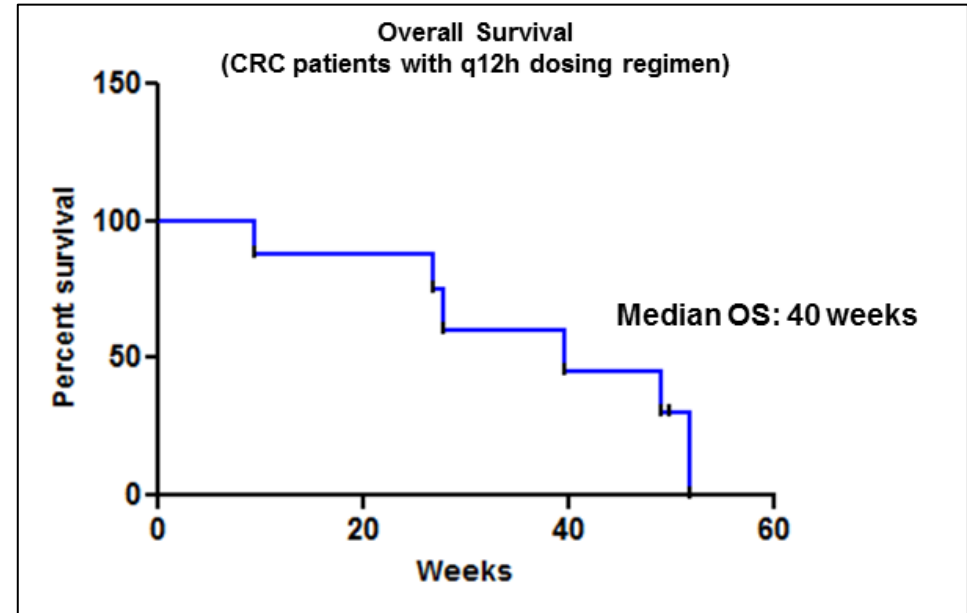
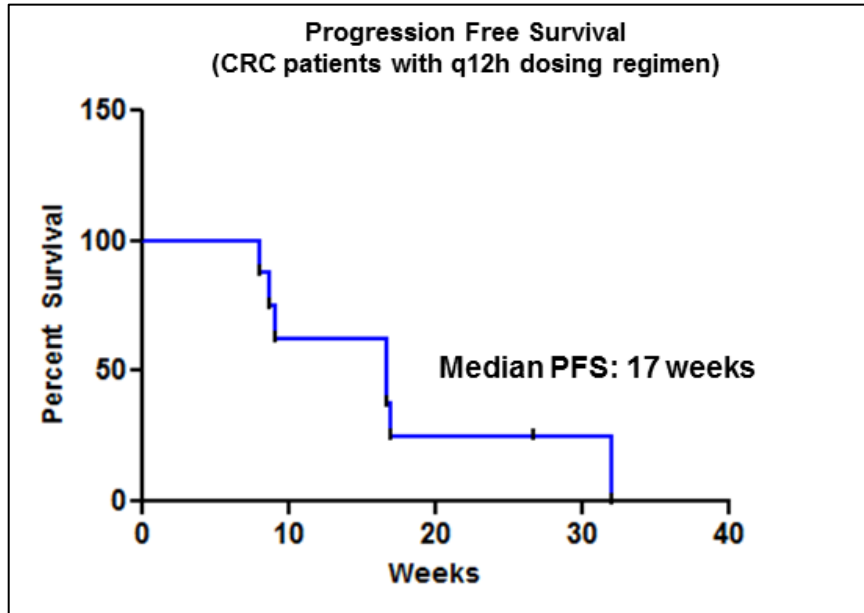
# Napabucasin

**First-in-Class inhibitor of Stat3, a critical pathway in cancer stemness**

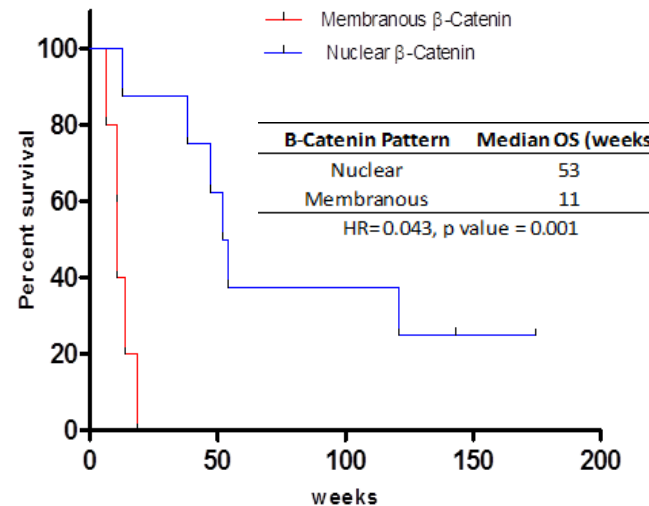
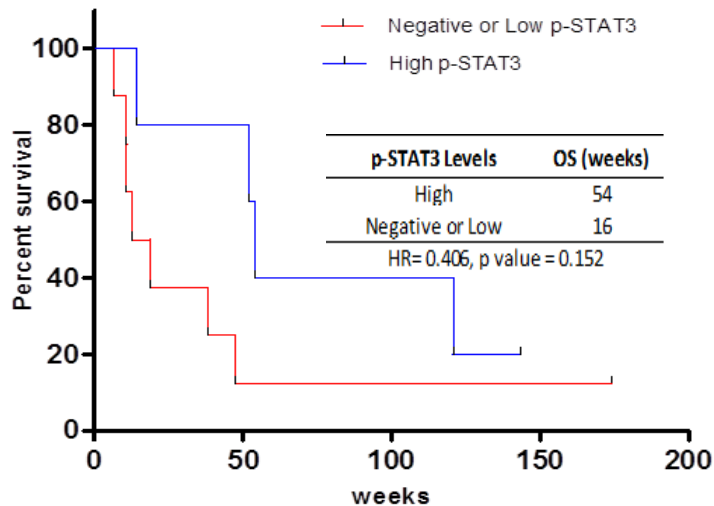
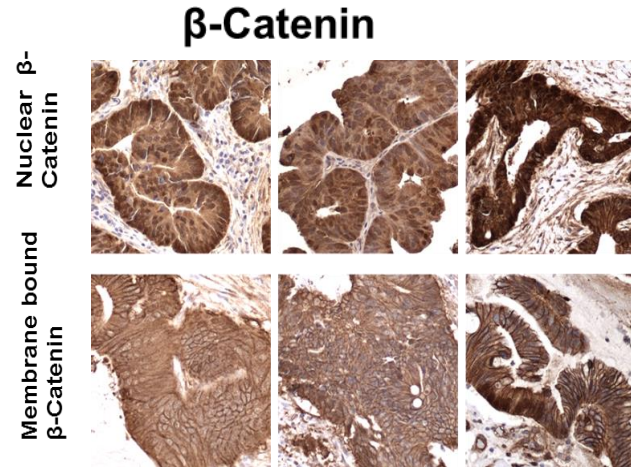
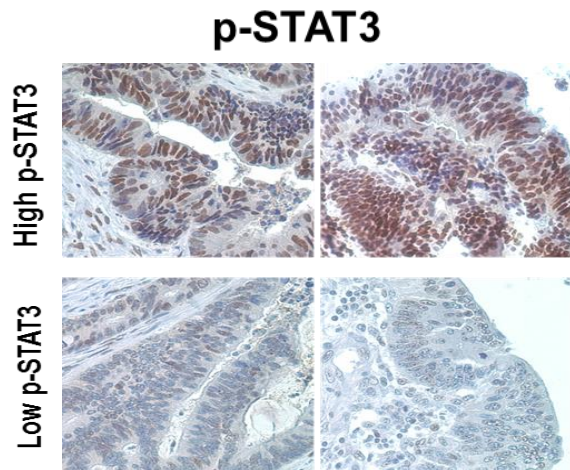
**— Colorectal Cancer (CRC) —**

# Colorectal Cancer: Napabucasin as Monotherapy

## Signs of Clinical Activity in CRC



# Predictive Biomarkers





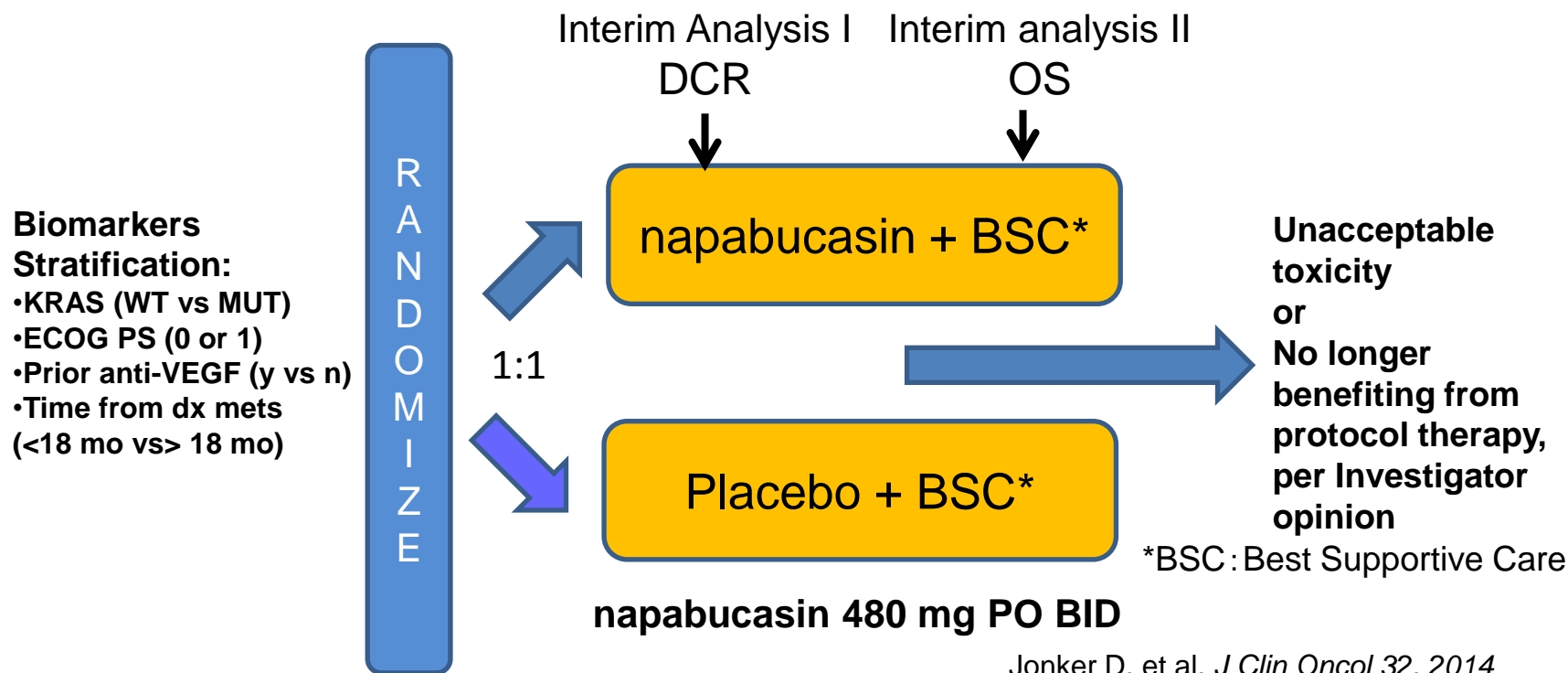
# Colorectal Cancer: Napabucasin as Monotherapy CO.23 Study

The analysis results including Overall Survival and Biomarker have not been obtained yet.

**Sponsor: National Cancer Institute of Canada - Clinical Trial Group (NCIC-CTG)**

**Patients: Failed or intolerant to all recommended therapies**

**(TS inhibitor, Oxaliplatin, Irinotecan + EGFR inhibitor if KRAS WT)**



•**Primary Objective: Overall Survival (5% alpha, 90% power, HR=0.75)**

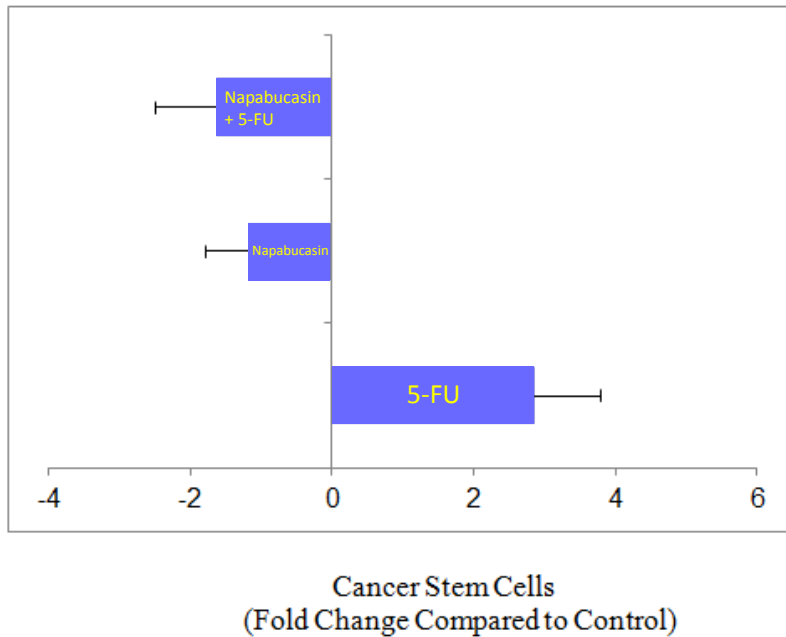
•**Secondary: Progression Free Survival, Disease Control Rate, Safety, Quality of Life, Health Economics, PK, Correlative Biomarkers**

Note: Further enrollment of new patients was stopped and all patients discontinued study therapy in May 2014.

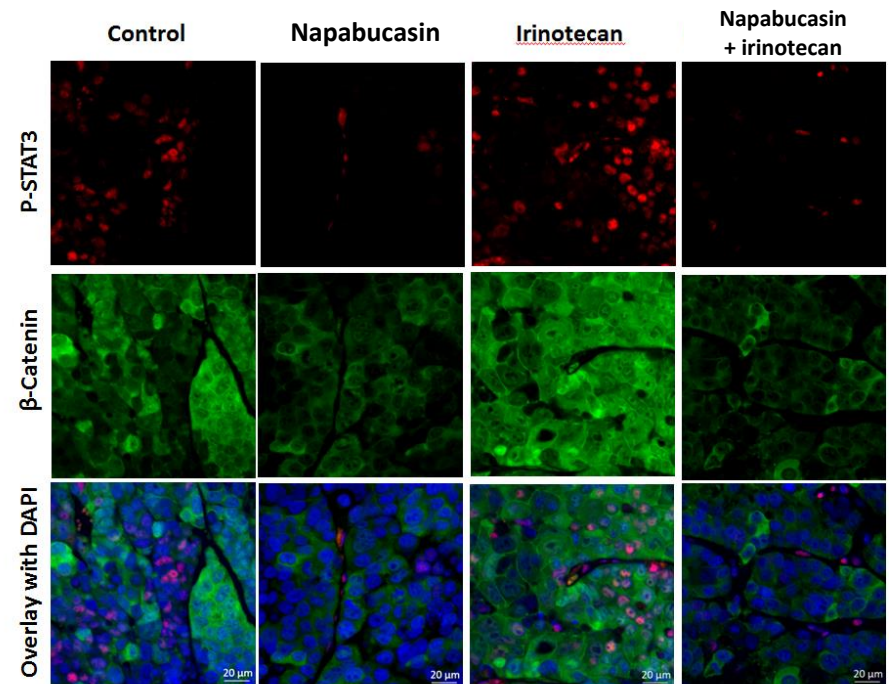
# Colorectal Cancer: Preclinical Rationale for Napabucasin in Combo with Chemo

The combination of napabucasin with Chemo showed strong synergy in-vitro and in-vivo.

### Effect of Treatments on Cancer Stem Cells



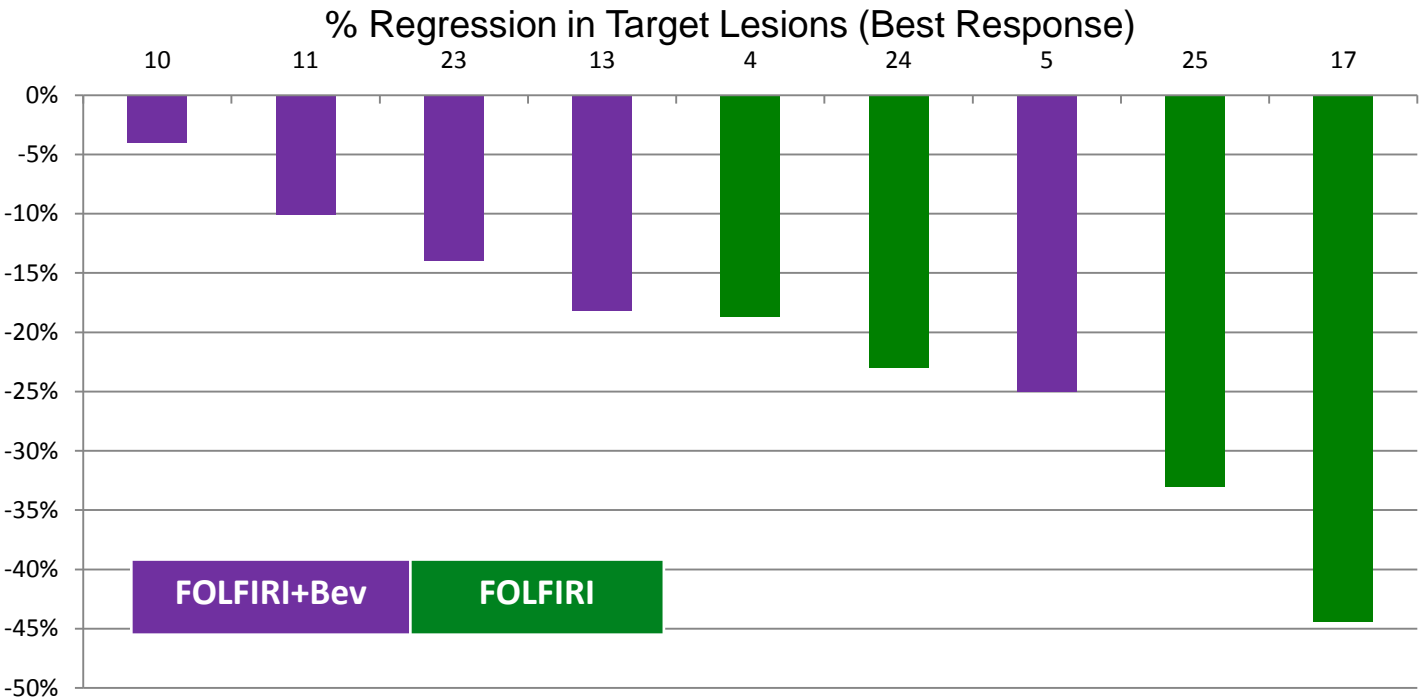
### Effect of Treatments on Cancer Stemness Biomarker Response in Xenograft Tumor



# Colorectal Cancer: Signs of Activity for Napabucasin in Combo with FOLFIRI

FOLFIRI +/- bevacizumab as the second line treatment of CRC has DCR ~50 to 68%, and ORR ~ 5% in FOLFIRI-naive patients. Phase Ib study has been conducted to use napabucasin plus FOLFIRI in CRC patients (Total 9 Patients, 6 patients had failed FOLFIRI)

- Signs of tumor regression observed in every patient (100%)
- Disease control (Partial Regression and Stable Disease) achieved in all patients (100%)
- 56% (5 of 9 evaluable pts) had prolonged SD (≥ 6 months).

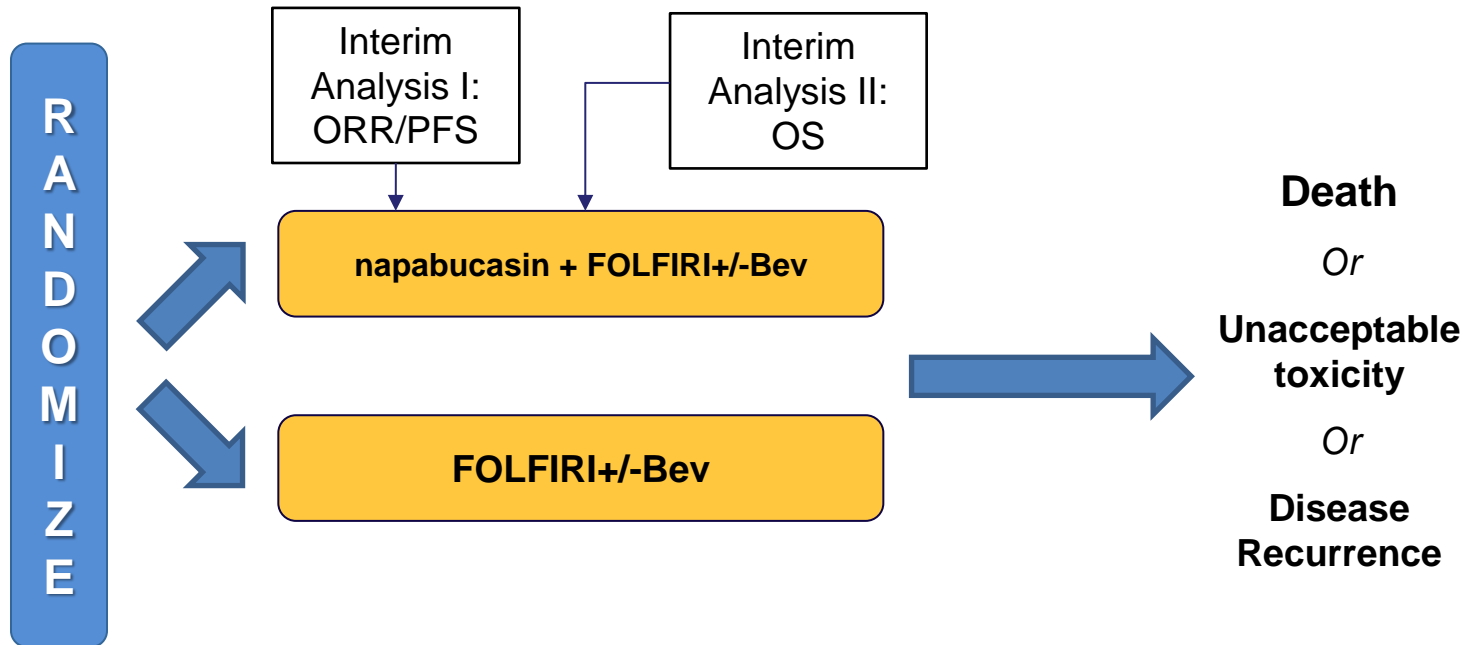


Hubbard JM, et al. *J Clin Oncol* 33, 2015 (ASCO 2015 suppl; abstr 3616)  
 ASCO 2015 (Abstract 3616), data of BBI608-246 study

Further data update: ASCO-GI 2016 (Abstract 569) First Author: Joleen Hubbard

# Colorectal Cancer: BBI608-303CRC Study in Advanced Colorectal Cancer

Phase III study of BBI608 in combination with FOLFIRI with or without bevacizumab in patients with advanced colorectal cancer who have failed first line chemotherapy



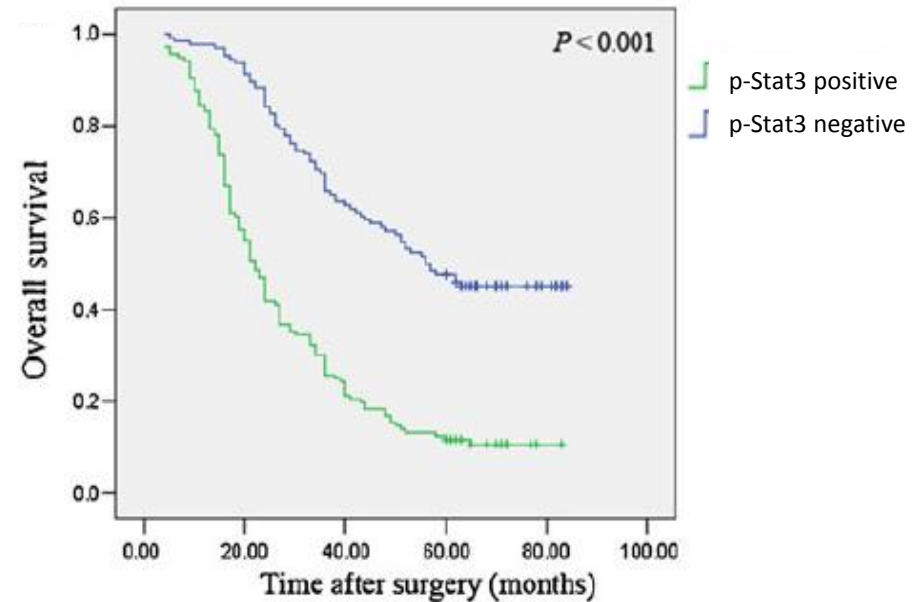
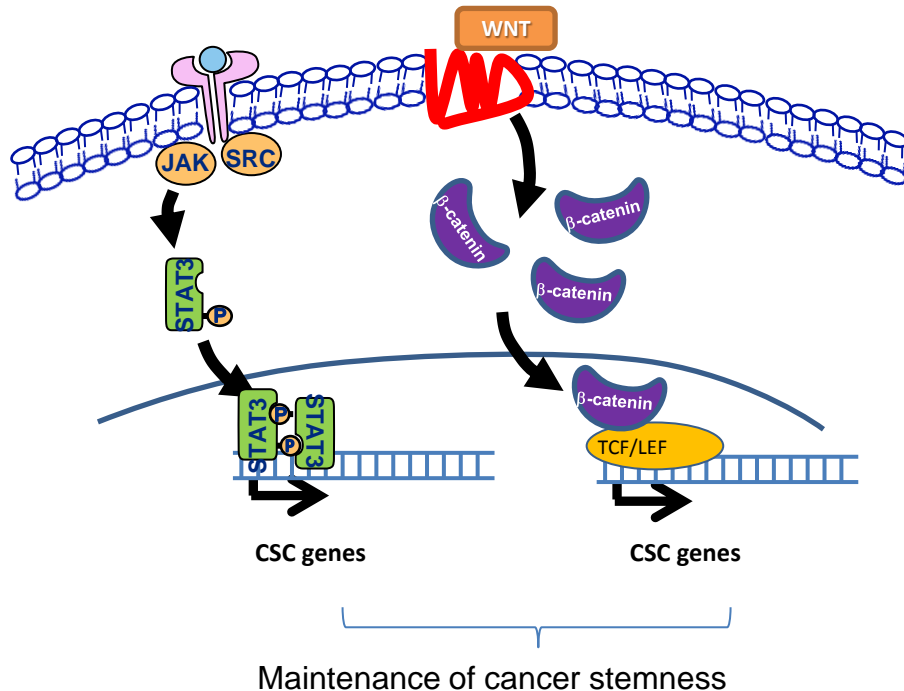
Primary Endpoint: Overall Survival

# Napabucasin

**First-in-Class inhibitor of Stat3, a critical pathway in cancer stemness**

**— Gastric/GEJ Cancer —**

# Gastric/GEJ Cancer: Preclinical Rationale



Shah MA, et al. *J Clin Oncol* 33, 2015 (ASCO 2015 suppl; abstr TPS4139).  
 Xiong H, et al. *J Mol Med (Berl)*. 2012;90(9):1037-46.

## Stat3 and $\beta$ -catenin in gastric cancer

- Elevated expression p-Stat3 and nuclear  $\beta$ -catenin associated with advanced disease
- Gastric cancer patients with positive p-Stat3 expression have a poorer overall survival

# Gastric/GEJ Cancer: Signs of Activity of Napabucasin

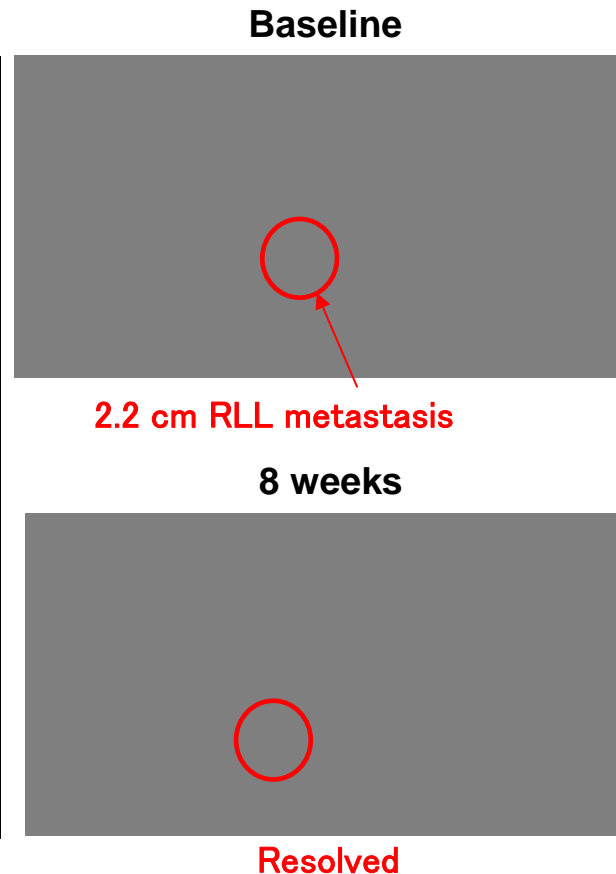
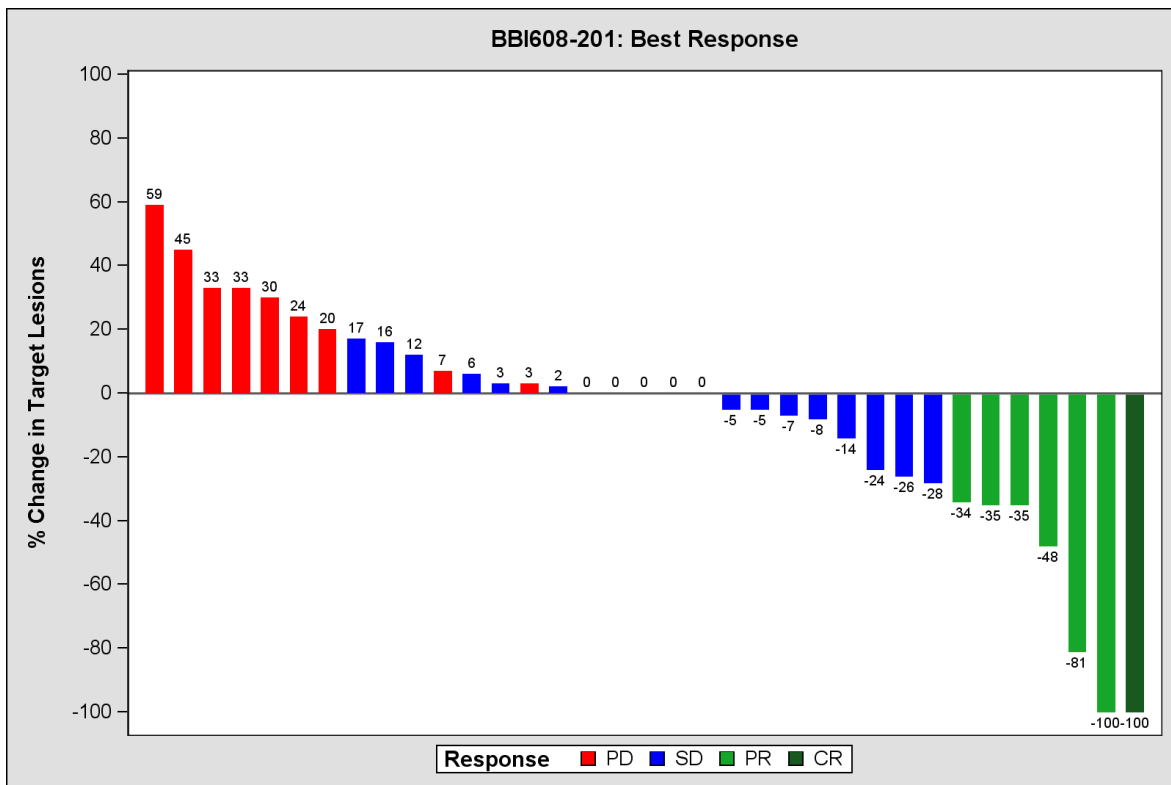
BBI608-201: A Phase Ib/II Clinical Study of BBI608 Administered With Paclitaxel in Adult Patients With Advanced Malignancies

Patient Summary				
Total Daily Dose (mg)	Diagnosis	Weeks on Study	Best Response (RECIST 1.1)	Comment
400	Small Cell Lung Cancer	8	PD	Lesion growth
400	<b>Gastric adenocarcinoma</b>	<b>25</b>	<b>SD</b>	<b>24% regression, 90% CEA decrease</b>
400	Non-small cell lung cancer	7	SD	Minimal change in target lesions
1000	Bladder cancer	17	SD	Minimal change in target lesions, PFS 16 weeks
1000	Ovarian cancer	20	PR	40% regression, 40% CA-125 decrease
1000	Melanoma	4	SD	11% regression, elected to receive vemurafenib
1000	Melanoma	8	PD	Brain metastases not previously imaged
1000	Ovarian cancer	5	PD	Pathologic fractures
1000	Melanoma	25	SD	0% lesion change, prolonged stable disease
1000	GEJ adenocarcinoma	9	PR	44% regression
1000	GEJ adenocarcinoma	21	PR	48% regression
1000	GEJ adenocarcinoma	21	SD	0% lesion change, prolonged stable disease
1000	Bladder cancer	8	PD	Lesion growth
1000	Bladder cancer	8	PD	Lesion growth
1000	GEJ adenocarcinoma	23	SD	60% CEA decrease, prolonged stable disease

- 5 patients total with gastric/GEJ adenocarcinoma enrolled: **all 5 responded to treatment**
  - 3 patients had tumor regression (44%, 48%, 24%)
  - 2 patients who failed prior taxane had prolonged stable disease (>5 months)

# Gastric/GEJ Cancer: Early Signs of Clinical Activity

Early signs of anti-cancer activity in patients with gastric/GEJ adenocarcinoma were confirmed in an expansion cohort of heavily pre-treated gastric/GEJ patients



Revised on December 28<sup>th</sup>, 2015 : deleted the images of CT-scan



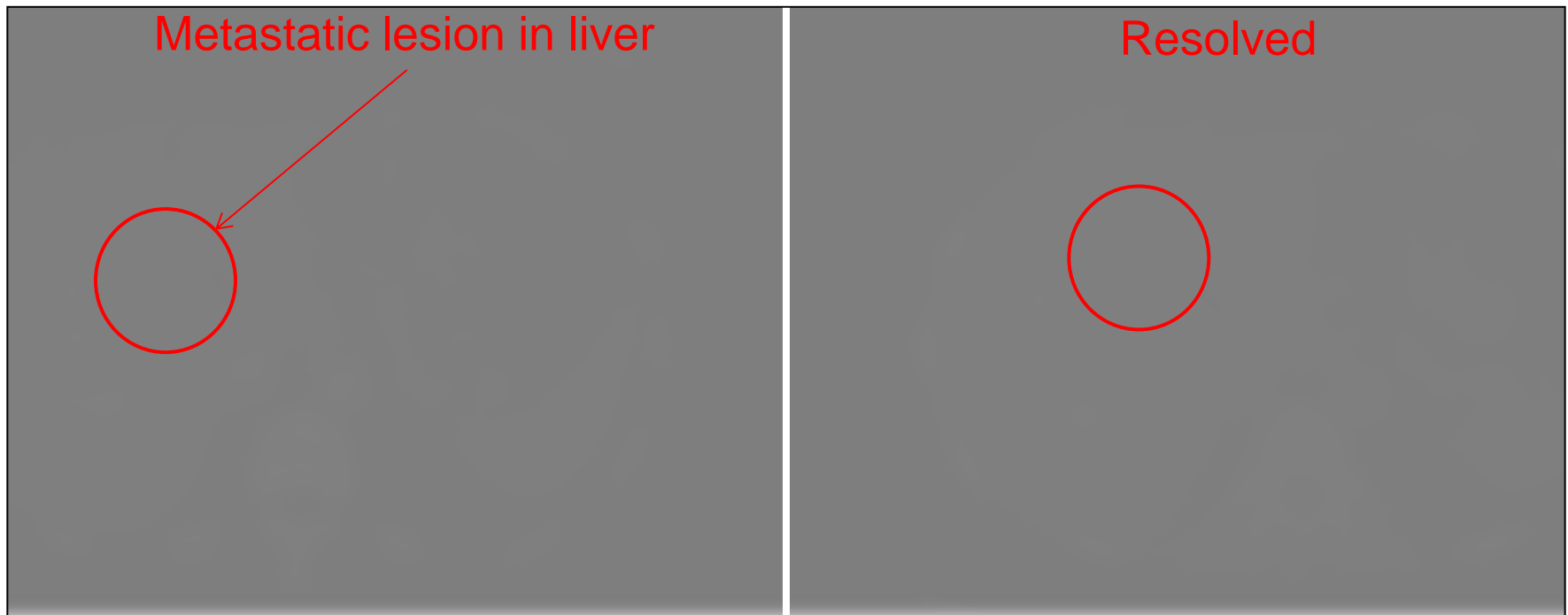
# BB608-201 (Gastric/GEJ adenocarcinoma) Patient

- Gastric Adenocarcinoma, metastatic to liver
- Failed first line therapy

*100% regression of hepatic lesion  
Complete Response per RECIST*

BASELINE

8 Weeks



Revised on December 28<sup>th</sup>, 2015 : deleted the images of CT-scan

# Gastric/GEJ Cancer: Signs of Clinical Activity

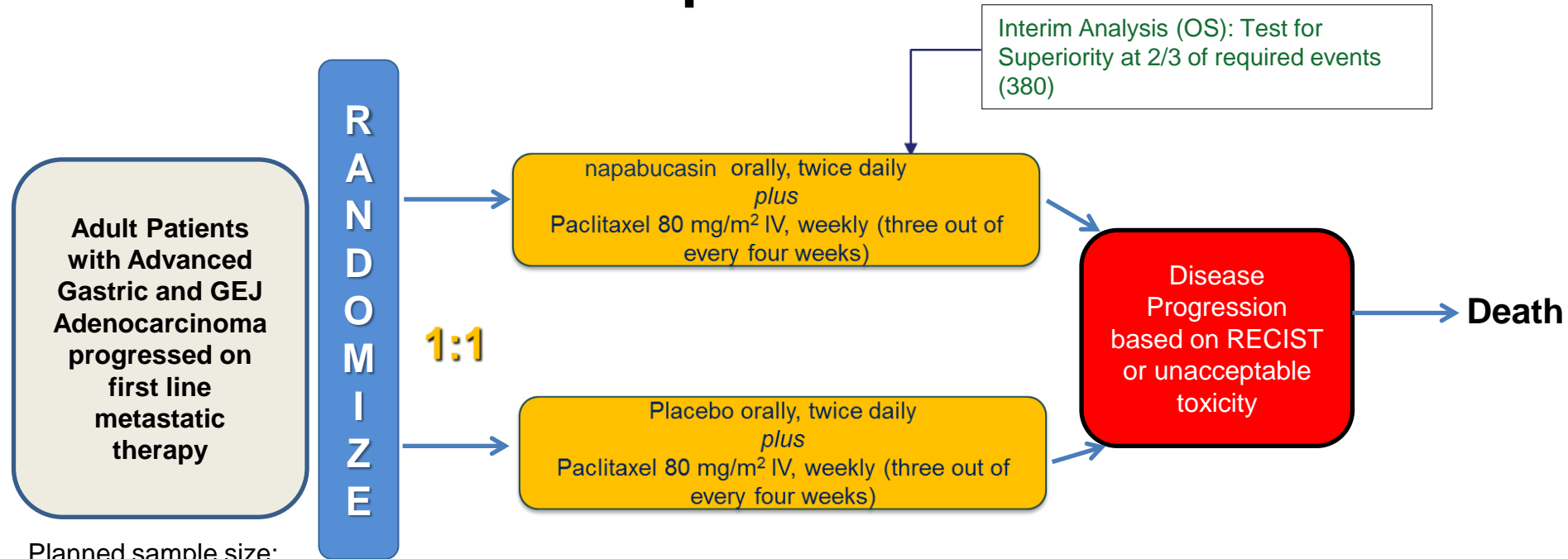
## Efficacy-Summary (BBI608-201)

Group	N	Prior lines (ave.)	ORR (%)	DCR (%)	mPFS (weeks)	mOS (weeks)
All patients	46	2.4	15%	54%	13.0	31.6
Total Evaluated Per-Protocol	35	2.4	20%	71%	14.6	34.0
Received Taxane in Metastatic Setting	19	2.6	11%	68%	12.6	33.1
No Taxane in Metastatic Setting	16	2.1	31%	75%	20.6	39.3

Becerra C, et al. *J Clin Oncol* 33, 2015  
 ASCO2015 (Abstract 4069)

- **In 6 patients evaluated who received 1 prior line of therapy that did not include a taxane, an objective response rate of 50% was observed.**
- Napabucasin plus weekly paclitaxel for the treatment of patients with gastric/GEJ adenocarcinoma who have failed first line platinum-based therapy is being evaluated in a phase III randomized controlled trial, the BRIGHTER study.

# Gastric/GEJ Cancer: BRIGHTER Study of Napabucasin



Planned sample size:  
700 patients  
(350 pts on napabucasin arm  
and 350 pts on Placebo arm)

## Primary

- Overall survival (OS) in general study population

## Secondary

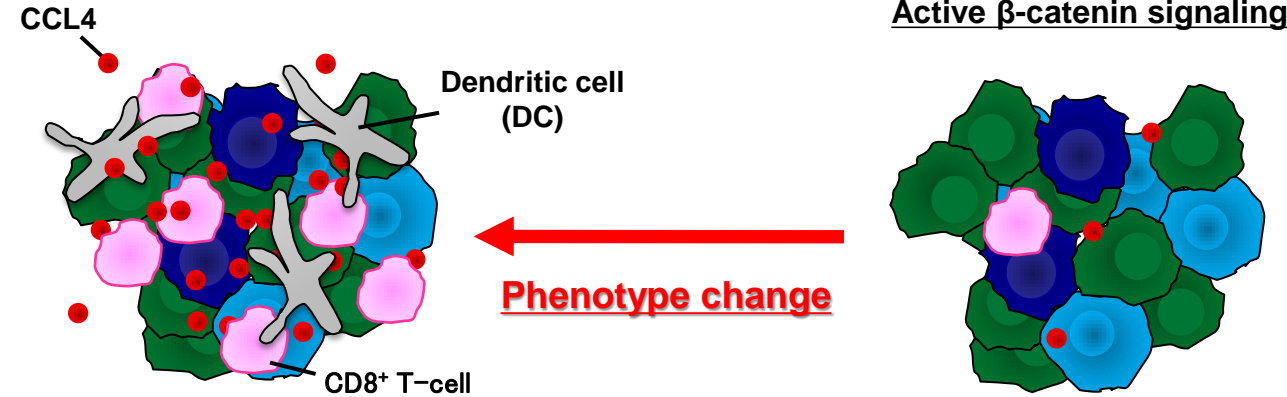
- Overall survival in predefined biomarker-positive sub-population
- Progression-Free Survival (PFS) in general study population
- Progression-Free survival in predefined biomarker-positive sub-population
- Objective response rate (OR) in general study population
- Disease Control Rate (DCR)
- Safety profile

# Napabucasin

**First-in-Class inhibitor of Stat3, a critical pathway in cancer stemness**

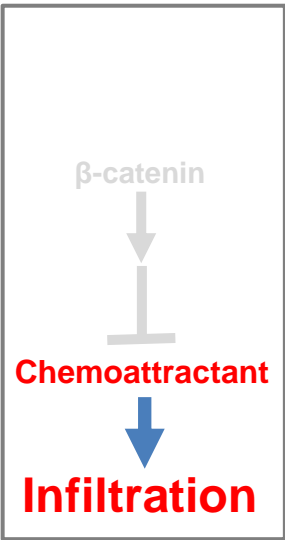
**— Combination with  
Immune Checkpoint Inhibitors —**

# Napabucasin Inhibits Cancer Immune Evasion

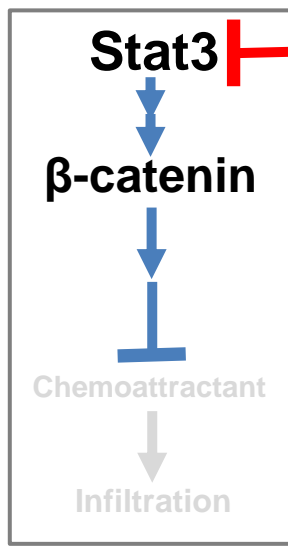


**T cell-inflamed phenotype**  
Immune Checkpoint Inhibitors-sensitive

**Non-T cell-inflamed phenotype**  
Immune Checkpoint Inhibitors-resistant

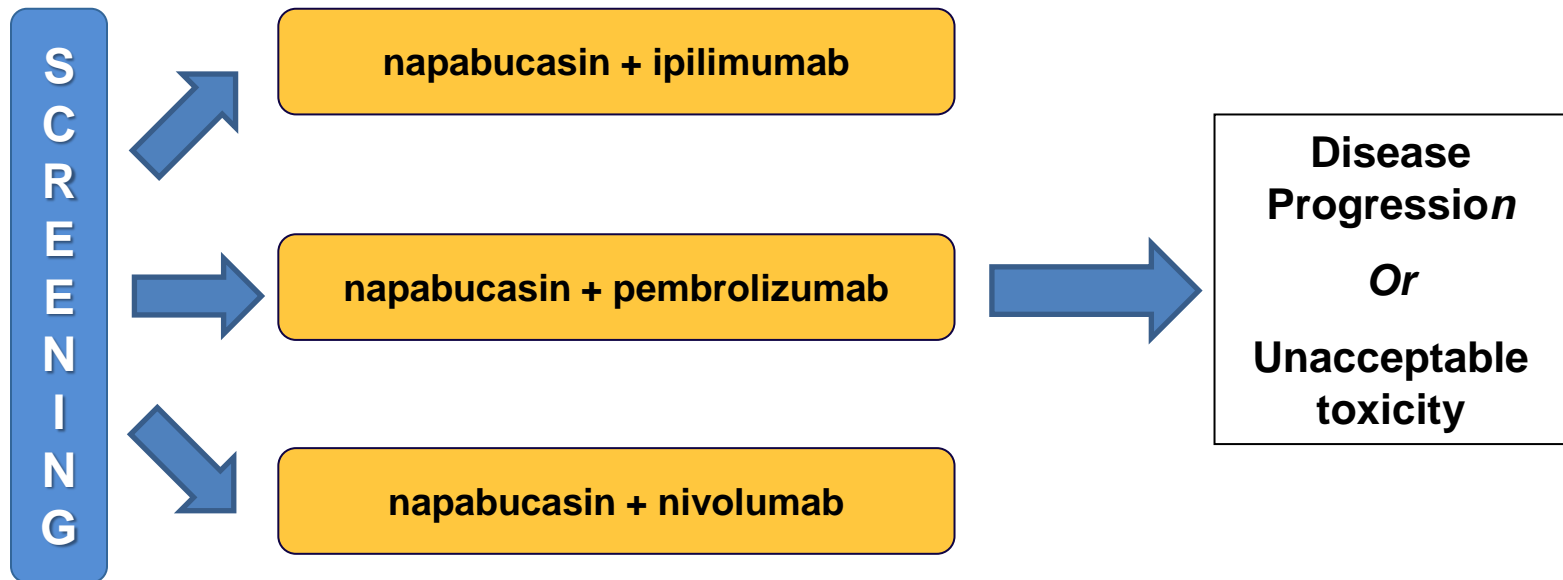


Immune Checkpoint Inhibitors sensitization



# Targeting Stemness May Sensitize Cancer to Immune Checkpoint Drugs

BBI608-201CIT: A Phase Ib/II Clinical Study of BBI608 Administered in Combination with Immune Checkpoint Inhibitors to Adult Patients with Advanced Cancers



**Primary objective** : Safety, Tolerability, RP2D

**Secondary objective** : PK profile, preliminary anti-tumor activity

# Clinical Strategy to Develop Cancer Stemness Inhibitors

## Phase 1/2

(Each study tests multiple tumor types and/or regimens)

**BBI608-101**

Explore tumor types in monotherapy

**BBI608-224 (3-arm)**

Explore best combination regimens in CRC

**BBI608-246 (6-arm)**

Explore best combination regimens in GI cancers

**BBI608-201**

Explore tumor types in combination w paclitaxel

**BBI608-201CIT**

Explore tumor types in combination w ICIs

+  
+  
+

Pancreatic Cancer Data Presentations  
ASCO-GI, 2016

## Phase 2/3

(Multiple pivotal studies run in parallel)

**CO.23**

CRC, monotherapy

**BBI608-336 (BRIGHTER)**

Gastric/GEJ, combo w paclitaxel

**BBI608-303CRC**

Combo w FOLFIRI+/-bev

**NSCLC**

**Breast Cancer**

**Ovarian Cancer**

**Pancreatic Cancer**





















+  
+  
+



To be  
selected

# Napabucasin – Clinical Trials

Napabucasin is an orally- administered investigational agent designed to inhibit cancer stem cell pathways by targeting Stat3

Proposed indication	Development Location	Phase 1	Phase 2	Phase 3
Colorectal cancer (Monotherapy)	Global			
Gastric / GEJ adenocarcinoma (Combination therapy)	Global			
Colorectal Cancer (Combination therapy)	North America			
Multiple solid tumors (NSCLC, ovarian, breast, melanoma) (Combination therapy)	North America			
Malignant pleural mesothelioma (Combination therapy)	Japan			
Gastrointestinal cancer (Combination therapy)	North America			
Pancreatic cancer (Combination therapy)	U.S.			
Hepatocellular carcinoma (Combination therapy)	U.S.			
Glioblastoma (Combination therapy)	Canada			
Hematologic malignancies (MM, lymphoma, AML, MDS, CML) (Monotherapy / Combination therapy)	U.S.			
Multiple solid tumors (Combination with BBI503)	U.S.			
Multiple solid tumors (Combination with immune checkpoint inhibitors)	U.S.			
Hepatocellular carcinoma (Combination therapy)	Japan			

Napabucasin is investigational agent and not approved by the U.S. FDA.



# Upcoming Presentation

## Gastrointestinal Cancers Symposium (ASCO-GI) Jan 21-23, 2016, San Francisco, CA

(Pancreatic Cancer)

**Poster Session B: Cancers of the Pancreas, Small Bowel, and Hepatobiliary Tract**  
Friday, January 22, 2016: 12:30 PM–2:00 PM and 5:30 PM–7:00 PM

**A phase Ib study of cancer stem cell (CSC) pathway inhibitor BBI-608 in combination with gemcitabine and nab-paclitaxel (nab-PTX) in patients (pts) with metastatic pancreatic ductal adenocarcinoma (mPDAC).** (Abstract 284) First Author: Safi Shahda

**A phase Ib/II study of BBI608 combined with weekly paclitaxel in advanced pancreatic cancer.** (Abstract 196) First Author: Tanios Bekaii-Saab

(Colorectal Cancer)

**Poster Session C: Cancers of the Colon, Rectum, and Anus**  
Saturday, January 23, 2016: 7:00 AM–7:55 AM and 12:30 PM–2:00 PM

**Phase Ib study of cancer stem cell (CSC) pathway inhibitor BBI-608 administered in combination with FOLFIRI with and without bevacizumab (Bev) in patients (pts) with advanced colorectal cancer (CRC).** (Abstract 569) First Author: Joleen Hubbard

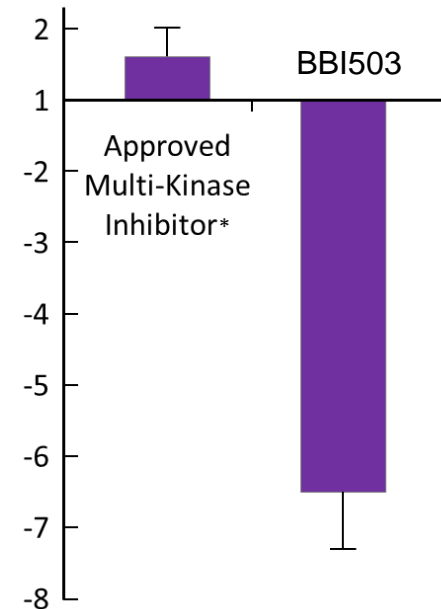
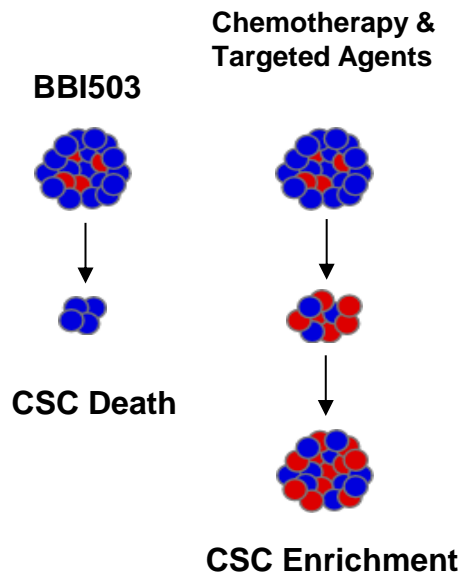
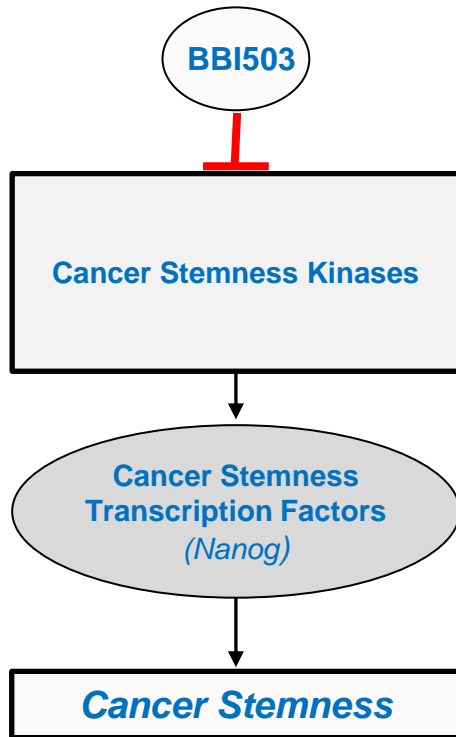
# **BBI503**

**First-in-Class Kinase Inhibitor of Cancer Stem Cell Pathways, including Nanog**

# BBI503: First-in-Class Kinase Inhibitor of Cancer Stem Cell Pathways

## Cancer stem cells

- Highly tumorigenic
- Responsible for continued malignant growth
- Initiators of metastases
- Chemoresistant



\*Similar data obtained with other chemotherapeutics

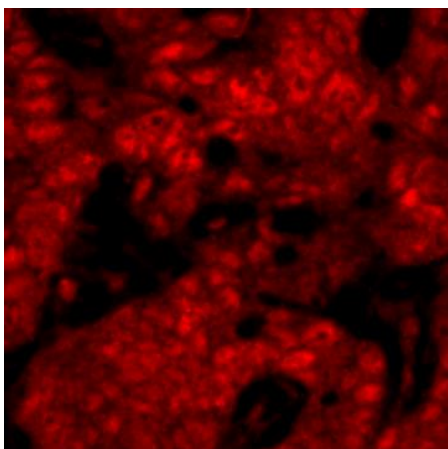
## BBI503

- Inhibits multiple kinases responsible for cancer cell stemness
- Has demonstrated inhibitory activity in cancer stem cell assays
- Has demonstrated antitumor activity in preclinical models

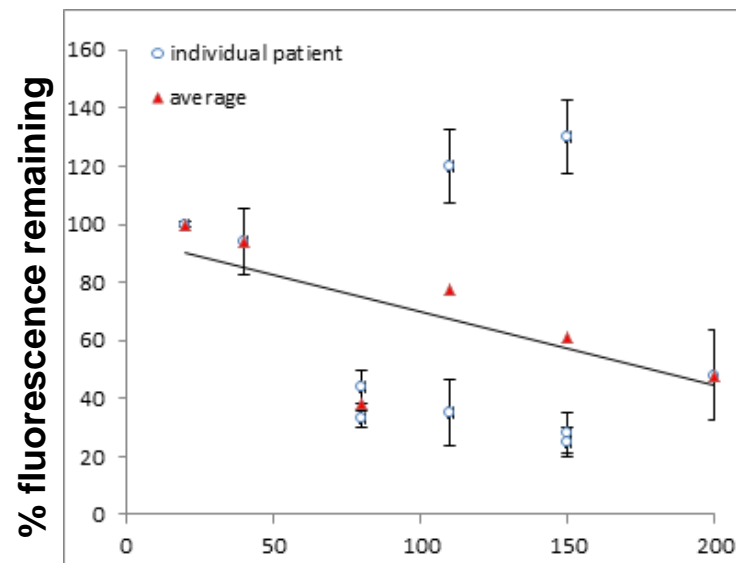
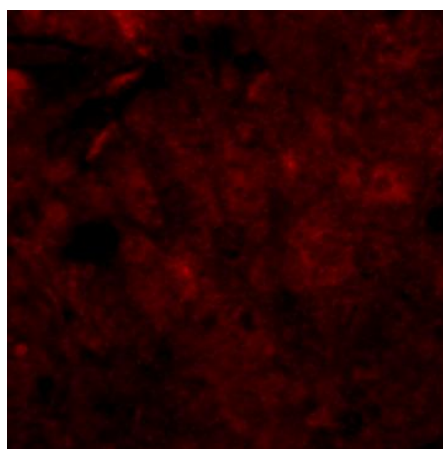
# BBI503 Inhibits Cancer Stemness Pathways in Patients

Nanog in Pre-Treatment and On-Treatment Tumor Biopsies

Baseline Biopsy



On-Treatment Biopsy

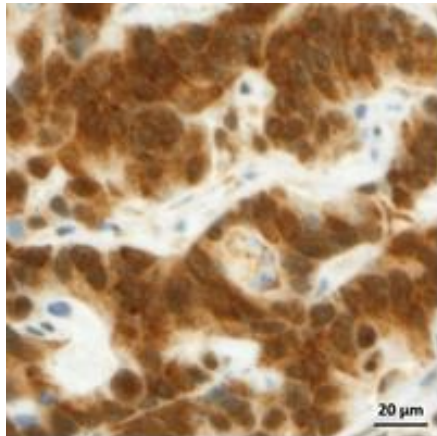


% fluorescence remaining plotted as function of total daily dose

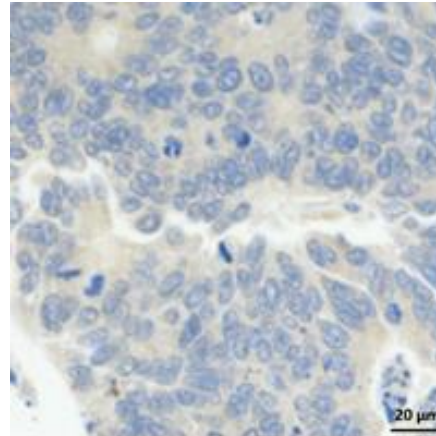
# Cancer Stemness Gene Nanog as a Predictive Biomarker for BBI503

## Nanog Staining of Archival Tissue

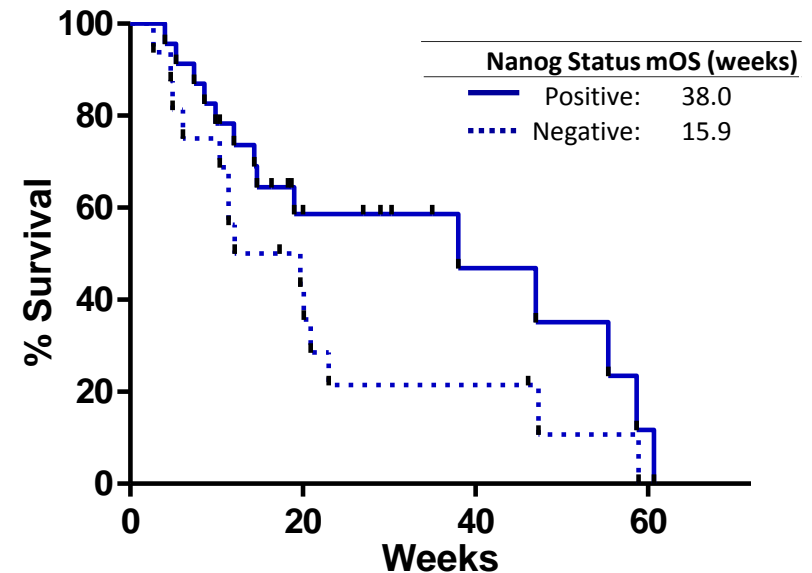
Positive



Negative



Overall Survival Stratified by Nanog Status



Tissue considered positive if  $\geq 20\%$  of tumor cells have 2+ Nanog staining or  $\geq 5\%$  tumor cells have 3+ intensity of Nanog staining.

# BBI503 – Clinical Trials

**BBI503 is an orally-administered investigational agent designed to inhibit cancer stem cell pathways, including Nanog by targeting kinases**

Proposed indication	Development Location	Phase 1	Phase 2	Phase 3
Multiple solid tumors (Monotherapy)	North America	Progressing	Completed	Not Started
Hepatobiliary cancer (Monotherapy)	Canada	Progressing	Completed	Not Started
Gastrointestinal stromal tumors (Monotherapy)	Canada	Progressing	Completed	Not Started
Urologic malignancies (Monotherapy)	Canada	Progressing	Completed	Not Started
Ovarian cancer (Monotherapy)	U.S.	Progressing	Completed	Not Started
Hepatocellular carcinoma (Combination therapy)	U.S.	Progressing	Not Started	Not Started
Multiple solid tumors (Combination therapy with napabucasin)	U.S.	Progressing	Not Started	Not Started
Multiple solid tumors (Combination therapy)	North America	Progressing	Not Started	Not Started
Multiple solid tumors (Monotherapy) (Combination therapy in Hepatocellular carcinoma)	Japan	Progressing	Not Started	Not Started

BBI503 is investigational agent and not approved by the U.S. FDA.

# New Product Development Opportunities

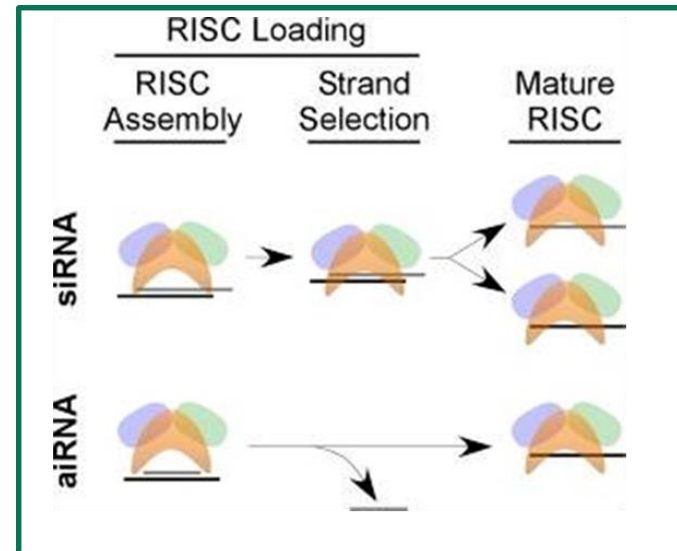
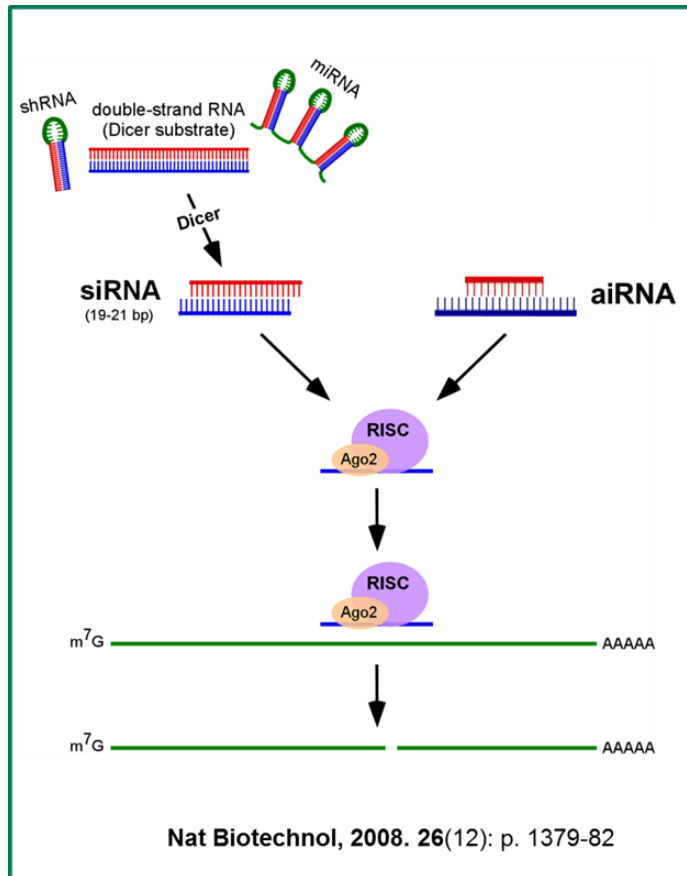
# Major Product Platform Technologies

- ❑ Small Molecules (1950s-1980s)
  - 1000 products
- ❑ Antibody/Protein (1980s-2000s)
  - 200 products
- ❑ **RNA Interference <Gene-Targeted Platform>**
  - Major Therapeutic Product Platform of the 21<sup>st</sup> century  
 RNA interference discovered in 1998.  
 Can potentially target any disease gene, including “non-druggable” targets.  
 Over 20 clinical trials had launched.

	<b>RNAi</b>	<b>Small molecule</b>
<b>Specificity</b>	<b>High</b> , sequence driven	<b>Low-medium</b> , conformation driven
<b>Potency</b>	Typically <b>pM</b> -nM	Variable
<b># of accessible targets</b>	<b>&gt;&gt;1000</b>	500 to 1,000
<b>Lead discovery timeline</b>	4 to 8 <b>weeks</b>	2 to 4 <b>years</b>
<b>Manufacturing</b>	<b>Common, rapid, scalable</b> methods	Variable, can be <b>complex</b>

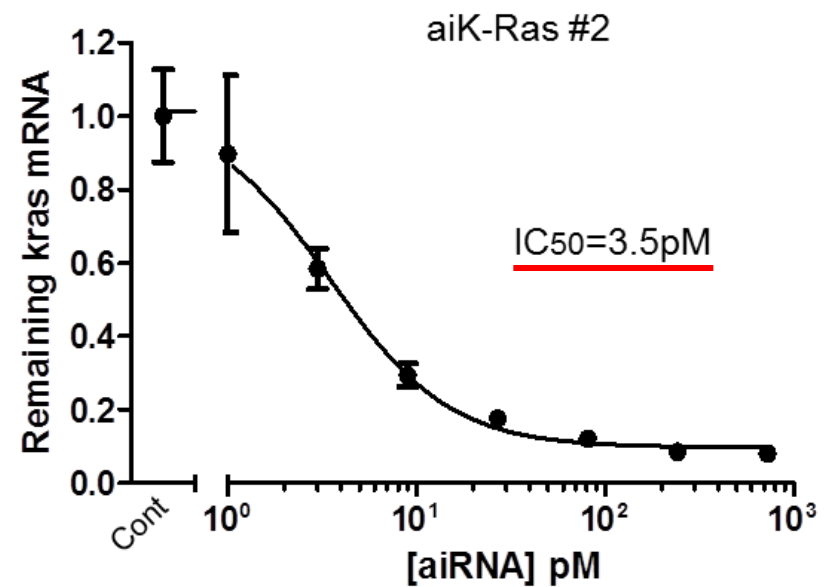
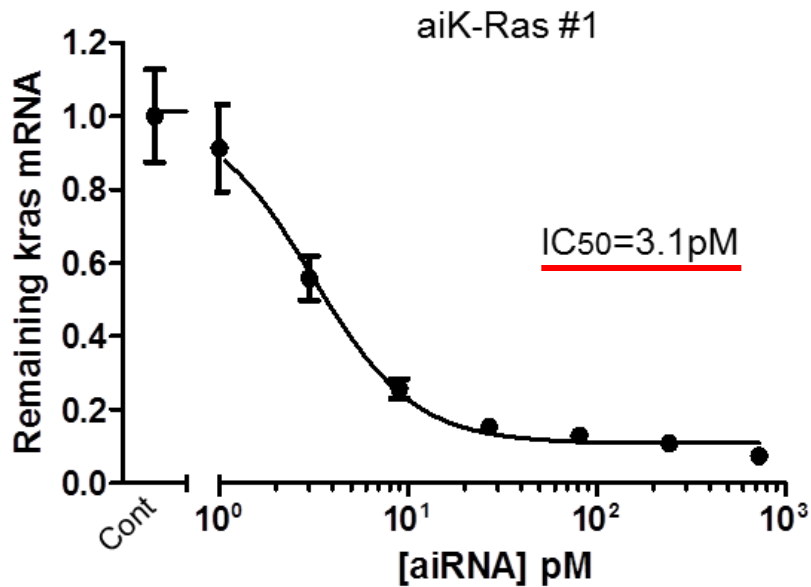


# aiRNA – The Next Generation of Gene Silencing Technology



**Effective RISC loading of aiRNA.** Sense strands and anti-sense strands from siRNA are incorporated into RISC and off-target silencing derived from sense strands is induced. By contrast, only antisense strands from aiRNA are incorporated into the RISC increasing specific target gene silencing.

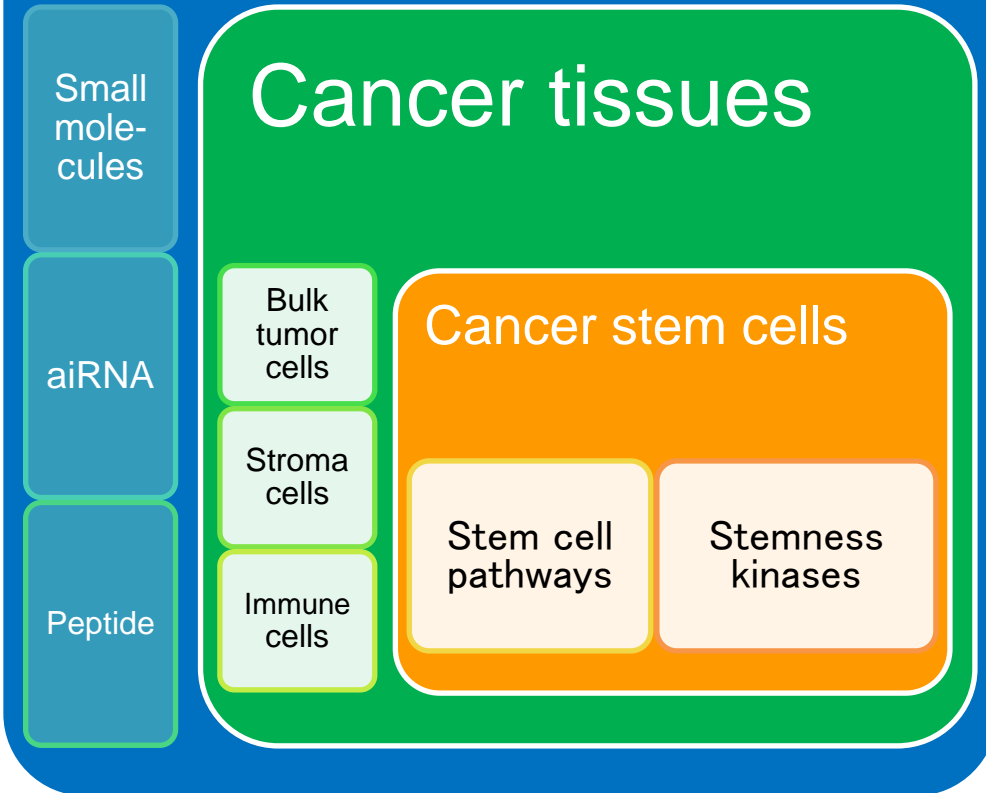
# aiRNA Enables Superior Gene Silencing Efficiency



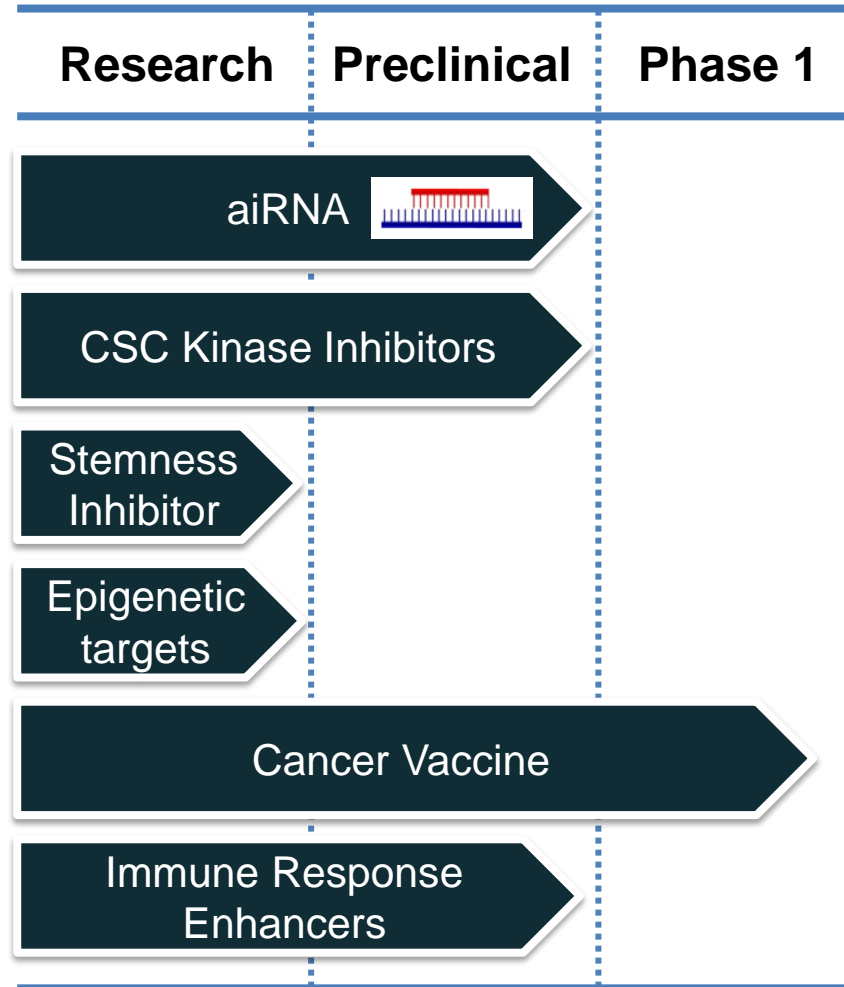
- ❑ Super aiRNA shows **pico-molar** activity.
- ❑ **20 fold potent** more than siK-Ras used in the recent clinical trials.  
(*siG12D RODER trial, NCT01188785*)

# Global Oncology Discovery Research Perspective


Targeting cancer stem cells with diverse approaches



## Pipeline



# Global Oncology Clinical Development Perspective



**Launch**

Gastric, combination

**Phase III / Registration**

Gastric, combo

Colorectal, combo

NSCLC, combo

Pancreatic, combo

Colorectal, mono

+

+

+

Colorectal, combo (in preparation)

+

+

+

**Phase I/II**

Solid tumors, mono

Solid tumors, combo

Colorectal, combo

Solid tumors, mono

Solid tumors, mono

Solid tumors, combo

Colorectal, combo

Mesothelioma, combo

Gastrointestinal, combo SoC

Pancreatic, combo

Hepatocellular, combo

Glioblastoma, combo

Hematologic, combo

Solid tumors, combo BBI503

Solid tumors, combo IO

Solid tumors, mono

Hepatobiliary, mono

GIST, mono

Urologic, mono

Ovarian, mono

Hepatocellular, combo

Solid tumors, combo

Solid tumors, combo napabucasin

Cancer vaccines: MDS, Hematologic

Solid tumors, mono

Mesothelioma, combo

Gastrointestinal, combo SoC

Pancreatic, combo

Hepatocellular, combo

Glioblastoma, combo

Hematologic, combo

Solid tumors, combo BBI503

Solid tumors, combo IO

Solid tumors, combo

Solid tumor, mono

DSP-7888 Cancer peptide vaccine

siRNA targeting CSC pathways

Immune response modifiers

Cancer stem cell pathway inhibitors

Cancer stem cell vaccines

Cancer stemness kinase inhibitors

+

+

+

+

+

Notes:

napabucasin

BBI503

Other programs

Combo: combination  
IO: Immuno-Oncology

Napabucasin and BBI503 are investigational agents.

# Disclaimer Regarding Forward-looking Statements

The statements made in this presentation material are forward-looking statements based on management's assumptions and beliefs in light of information available up to the day of announcement, and involve both known and unknown risks and uncertainties.

Actual financial results may differ materially from those presented in this document, being dependent on a number of factors.

Information concerning pharmaceuticals (including compounds under development) contained within this material is not intended as advertising or medical advice.



Sumitomo Dainippon  
Pharma

Innovation today, healthier tomorrows